

はじめに

🚩 新型コロナウイルスの影響により、専門機関または掲載団体の対応に変更がある場合があります。

愛知県へようこそ！

愛知生活便利帳は、外国から来日されたみなさんが愛知県で生活を始めるにあたって役に立つ情報を集めたものです。左ページに日本語、右ページに英語で掲載されています。そのあとに、同じ内容で中国語を掲載しましたので見比べて活用してください。

最後に、この冊子の発行にあたり、情報提供にご協力いただいた関係機関の方々に改めてお礼申し上げます。

ご利用にあたって

- 掲載された情報は、関係機関 Web サイト、各種リーフレット、関連書籍などを基に当協会が編集したものです。
- できる限り最新の情報を掲載するように努めました。発行後、内容が変更される場合もありますのであらかじめご了承ください。
- 定訳がない団体名や主な法制度名などは、英語・中国語訳とともに、できる限り日本語のローマ字表記も記載しています。
- ここに掲載された内容は一般的なものであり、個別のケースによって取扱いが異なる場合があります。実際に手続きをされる際は専門機関等でご確認ください。
- 掲載団体等の問合せ先に対応言語の記載がないものは日本語のみの対応となります。お問合せの際は日本語のできる人をご同伴ください。
- 掲載団体等の受付時間は変更される場合があります。また、祝祭日および年末年始に休業する場合がありますので事前に各団体等にご確認ください。
- 掲載された内容に関して損害が生じた場合、当協会は一切の責任を負いません。

Introduction

🚩 Please note that hours and services are subject to change at consular service offices or groups due to the influence of the COVID-19.

Welcome to Aichi Prefecture!

Aichi Handbook is a collection of useful information for all of you who just have come to Japan from abroad to start life in Aichi Prefecture.

The contents are written in English on the right side page and its Japanese translations are on the left side page. The Chinese version follows next so that you can compare each language version with a Japanese translation.

We would like to express our sincere gratitude to those from various organizations for kindly providing information for the publication of this guidebook.

For the use of this handbook

- The published information is collected and edited by the Aichi International Association based on the relevant websites, various leaflets, and books.
- We tried to publish the latest information as possible in this book. Please note that information in this handbook is subject change without notice.
- We listed the names of organizations and legal systems in Alphabet following Japanese pronunciation along with their English/Chinese translation in case they have no official names in English or Chinese.
- The published contents of this handbook are for general information. Please note that some individual cases may need different procedures. If you need to complete procedures that are introduced in this book, please confirm at the relevant specialized institution.
- If there is no description of language availability in the contact details of organizations, it indicates that they provide services in Japanese only. If you contact such organizations, please obtain assistance from someone who can communicate in Japanese.
- The office hours of the published organizations are subject to change. Some organizations may also be closed on public holidays and the year-end and New Year holidays. Please contact each organization prior to your visit.
- We assume no responsibility for any damages resulting from the use of the published contents in the handbook.

前言

🚩 受新型冠状病毒的影响，各部门和登载团体的对应可能会有变更。

欢迎来到爱知县！

爱知县生活便利手册收集了对来日本在爱知县开始新生活的外国人有所帮助的信息。左边是日语，右边是英语记载。在后面同样内容的有中文翻译，请对比后使用。

最后，在本指南发行之际，再次向协助提供信息的各有关单位人员表示感谢。

利用时的注意事项

- 登载的信息是本协会根据有关单位网站、各种宣传册、有关书籍以及财团法人自治体国际化协会编辑的“多语种生活信息”编纂的。
- 我们试图在本书中尽可能发布最新信息。有内容变更的情况，请大家给予谅解。
- 没有定译的团体名称或主要的法律制度名称等，同时登载汉语译文和日语罗马字写法。在各章的开头均登载了相关的关键词。
- 此处登载的内容是一般性的，个别情况的处理方法有所不同，请大家在实际办理手续之际，向主管单位等确认一下。
- 登载团体等的资讯处没有记载服务语言的，只提供日语服务。咨询之际，请和懂日语的人一起去。
- 登载团体等的受理时间有时会变更。另外，节假日和元旦前后可能会休息，请事先向各团体等确认。
- 因登载的内容而受损时，本协会概不负责。



Chapter 1

Immigration Procedures

1 Residency Management System (*zairyū kanri seido*)

If you are entering to reside in Japan, the type of residence status and the period of stay are determined according to the purpose of the entry. A residence card (*zairyū kādo*) is issued for a medium to long-term foreign resident.

Medium to long-term residents

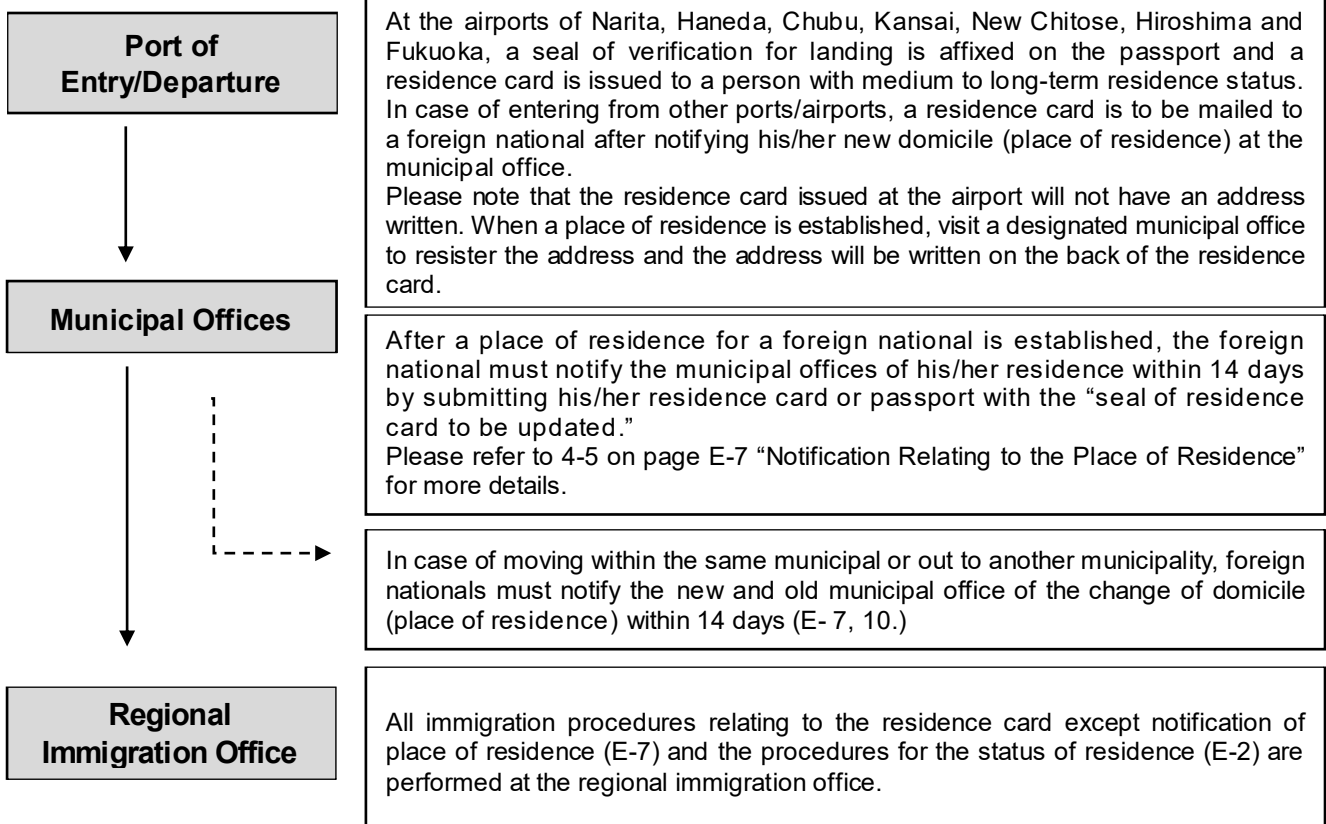
“Medium to long-term residents” are those who do not fall under any of the following.

1. Persons granted a permission to stay “3-month or less”.
2. Persons granted a resident status of “temporary visitor”.
3. Persons granted a resident status of “diplomat” or “official”.
4. Persons recognized by Minister of Justice ordinance as equivalent to the foreign nationals in the aforementioned (1), (2) and (3).
5. Special permanent residents (*tokubetsu eijūsha*).
6. Persons with no resident status.

(Example of Medium to long-term residents) Permanent Resident, Long-term Resident, Spouse or Child of Japanese National, Engineer / Specialist in Humanities / International Services, Student, Dependent, etc.

1-1 Outline of Immigration Procedures

Below is the outline of immigration procedures for the medium to long-term resident status.



2 Procedures for the Status of Residence

The procedures for the status of residence must be performed by the applicant in person. For the applicant under the age of 20, a legal agent may process the procedure instead. Also, applicants with unavoidable reasons such as illness, a family member or third party of same address or a designated person who is permitted by regional immigration bureau may process the procedures on behalf of the applicant (In such cases, documents clarifying the circumstances such as medical certificate are required.) In addition, in cases pursuant of the applicant, a lawyer or an administrative notary (*gyōsei shoshi*) who has given notification to the director of the regional immigration bureau and received proof of its notification, can handle the procedures.

The application forms are available at the regional immigration offices and also can be downloaded from the website.

URL	http://www.moj.go.jp/tetsuduki_shutsunyukoku.html	(Japanese)
	http://www.immi-moj.go.jp/portuguese/tetuduki/index.html	(Portuguese)
	http://www.immi-moj.go.jp/spanish/tetuduki/index.html	(Spanish)
	http://www.immi-moj.go.jp/english/tetuduki/kanri/hituyou_syorui.html	(English)
	http://www.immi-moj.go.jp/chinese/tetuduki/index.html	(Chinese)
	http://www.immi-moj.go.jp/korean/tetuduki/index.html	(Korean)

For more details on the procedures concerning the status of residence, contact information center for foreigners of the regional immigration offices.

Revocation of the status of residence

Status of residence may be revoked if a foreign resident has received a seal of verification for landing by deceit or other wrongful means or no longer engages in the activities in accordance with the authorized status of residence for a certain period of time and so on.

2-1 Permission to Change of Status of Residence

If you wish to change the current purpose of your stay, you must apply for a change of status of residence before your period of stay expires. If accepted, a fee of ¥4,000 is required.

Required Documents

- Application form for extending the period of stay (available at the regional immigration office and by downloading from the web site of Immigration Bureau of Japan)
- 1 photo (4cm × 3cm) of applicant himself or herself alone with head uncovered and no background taken within 3 months prior to submission. Applicants less than 16 years of age do not need to submit a photo
- Documents certifying the activities in Japan (may vary in accordance with the status of residence)
example: Letter of Guarantee (“spouse or child of Japanese national”, “spouse or child of permanent resident”, “long-term resident”)
- Residence card (Except application of change from medium to long term residents)
- Passport or certificate of status of residence

2-2 Permission for Extending Period of Stay

If you wish to stay in Japan exceeding your period of stay pursuing the same activities, you must apply for an extension of stay before it expires. In case the period of stay is more than 6 months you can apply from 3 months prior to the expiration date. If accepted, a fee of ¥4,000 is required.

Required Documents

- Application form for extending the period of stay (available at the regional immigration office and by downloading from the web site of Immigration Bureau of Japan)
- 1 photo (4cm × 3cm) of applicant himself or herself alone with head uncovered and no background taken within 3 months prior to submission. Applicants less than 16 years of age do not need to submit a photo
- Documents certifying the activities in Japan (may vary in accordance with the status of residence)
example: Letter of Guarantee (“spouse or child of Japanese national”, “spouse or child of permanent resident”, “long-term resident”)
- Residence card (Except application of renewal from medium to long term residents)
- Passport or certificate of status of residence

2-3 Re-entry Permit (*sai nyūkoku kyōka*)

If you wish to leave Japan temporarily and re-enter during the permitted period of stay, obtain a “re-entry permit” before you leave Japan so that you can stay in Japan under the same residential status with the same period of stay without acquiring a “visa” before reentering Japan. However, the maximum period of a re-entry permit is 5 years (6 years for a special permanent resident) and it must not exceed the current period of stay. Please note that you may apply for either a single permit that allows you to leave and reenter Japan only once, or a multiple permit that allows you to leave and reenter Japan as many times as you wish within the permitted duration. A fee of ¥3,000 is required for a single permit and ¥6,000 for a multiple permit.

Required Documents

- a. Application form for a re-entry permit (available at the regional immigration office and by downloading from the web site of Immigration Bureau of Japan)
- b. Residence card or special permanent resident certificate
- c. Passport

Special re-entry permit system

Since July 9, 2012 (Heisei 24), a foreign resident with a valid passport and residence card (or a special permanent registration certificate for special permanent resident) who will be reentering Japan within 1 year of the departure no longer need to apply for a reentry permit in principle.

Please note that re-entry beyond the current stay of period is not possible since the period of special re-entry permit cannot be extended outside Japan.

2-4 Permission to Acquire Status of Residence

A person who was born as a foreign resident in Japan or renounced his or her Japanese nationality and became a foreign national either case needs to apply to obtain status of residence within 30 days of the date of birth or the date of becoming a foreign national if they wish to stay in Japan exceeding 60 days. If he or she is born in Japan, the status of residence and period of stay are usually determined according to the parent’s status of residence and period of stay. No fee is applicable. A residence card is issued to a person who has acquired residence status and become a medium to long-term resident. (E-1 1)

Required Documents

- a. Application form for permission to acquire status of residence (available at the regional immigration office and by downloading from the web site of Immigration Bureau of Japan)
- b. 1 photo (4cm × 3cm) of applicant himself or herself alone with head uncovered and no background taken within 3 months prior to submission. Applicants less than 16 years of age do not need to submit a photo.
- c. Birth Certificate (*shussei todokesho kisai jikō shōmeisho*). Certificate or other documents certifying birth in Japan (for those who were born in Japan)
- d. Document(s) certifying nationality (for those who renounced their Japanese nationality)
- e. Documents based on the activities in Japan (documents may vary depending on the status of residence)
- f. Passport (if have one)
- g. A copy of the certificate of residence (*jūminhyo no utsushi*), certificate of items entered in the certificate of residence (*jūminhyō kisai jikō shōmeisho*). (If this document is submitted, it is regarded that notification of domicile has been performed at the time of acquiring residential status. If this document is not submitted, notification of domicile should be performed at the municipal office of residence.)

2-5 Application for Certificate of Eligibility (COE)

This is the process to prove that the specific Status of Residence is applicable to their intended activities and is not falsified when a foreign national arrives in Japan. Also, this is to certify whether the foreign national has satisfied the conditions for landing permission for their residence status. If you turn in this certificate at the time of immigration investigation, the processing will be smoother. This system cannot be used for “temporary visitors” (expiration is within 3 months from the date of issue) such as sightseen or family visit status.

Required Documents

- a. An application for Certificate of Eligibility (available at the regional immigration office and by downloading from the web site of Immigration Bureau of Japan)
- b. 1 photo (4 cm x 3 cm) of applicant himself or herself alone with head uncovered and no background taken within 3 months prior to submission.
- c. Documents that correspond to the activities in Japan (depending on the status of residence). For example, Letter of Guarantee/Questionnaire. (Available at regional immigration offices and by downloading from the web site of Immigration Bureau of Japan)
- d. An Envelope for replying or a Letter Pack (Red ones)

2-6**Permission to Engage in an Activity Other than That Permitted under the Status of Residence Previously Granted** (*shikakugai katsudō kyōka*)

If a person whose status of residence does not allow working (for example, Student) wishes to engage in income-earning activities such as part-time job, they must obtain a permission at the regional immigration office to engage in such activities other than that permitted under the status of residence. If they engage in activities not permitted under your status of residence, their activities will become “illegal work”.

With the implementation of the new residence registration system, newly entered foreign nationals who has been offered “student” status at the port of entry can apply “the permission to engage in an activity other than that permitted under the status of residence previously granted” at the port of entry (except those whose permitted period of stay is “3 months”).

Required Documents

- a. Application form for Permission to Engage in Activity other than That Permitted under the Status of Residence Previously Granted (available at the regional immigration office and by downloading from the web site of Immigration Bureau of Japan)
- b. A document material that proves the intended activity as indicated on the application form (not necessary for those with “student”, “dependent” or “designated activities” apply for comprehensive permit).
- c. Residence card
- d. Passport or certificate of status of residence

2-7**Permission of Permanent Residence** (*ejū kyōka*)

Those who wish to reside in Japan permanently must apply for permanent residence at the regional immigration office. A fee of ¥8,000 is required if accepted (fee is not required for a new-born baby). A new residence card will be issued.

If permanent residence is granted, the status of residence will be “permanent resident” and the applicant will be able to stay in Japan indefinitely. It is not necessary to complete the application for an extension of period of stay or for a change of status of residence. There are some conditions for permanent residence to be granted. Also, even if you receive permanent residency, failure to update residence card before expiration date[※] may cause a loss of residency. Please refer to “Guideline for Permission for Permanent Residence” for more details.

※ For the expiration date of Residence Card, refer to E-6 4-2

“Guidelines for Permission for Permanent Residence” (Ministry of Justice)

URL <http://www.moj.go.jp/content/001241940.pdf> (English)

Required Documents

- a. Application form for permanent residence (available at the regional immigration office and by downloading from the web site of Immigration Bureau of Japan)
- b. 1 photo (4 cm x 3 cm) of applicant himself or herself alone with head uncovered and no background taken within 3 months prior to submission. Applicants less than 16 years of age do not need to submit a photo
- c. Documents based on the activities (vary depending on the current status of residence)
- d. Residence card
- e. Passport or certificate of status of residence

2-8**Notification Relating to Activities, Work and Spouse**

Those who have status of residence with work permission (with some exceptions), foreign students or trainee must notify the changes work places or associations that they belong to such as schools or changes of location of those places, bankruptcy of company, termination of work contract, etc. within 14 days of their changes. Also, for those whose spouses are “Dependent”, “Spouse or Child of Japanese National” and “Spouse or Child of Permanent Resident” must notify when they are separated from their spouses by death or divorce within 14 days.

The notification is conducted in person at the regional immigration office or can be conducted by mail to Tokyo Regional Immigration Bureau. For more details, contact to regional immigration office or immigration information center.

※ You are able to make an online notification to the Minister of Justice using the E-Notification System of the Immigration Bureau, The Ministry of Justice

URL <https://www.ens-immi.moj.go.jp/NA01/NAA01SAction.do> (multi-language)

3 Illegal Stay (*fuhō taizai*)

If you exceed your period of stay without renewing or changing your residence status, it will be recognized as an “illegal stay (overstay)”. If an illegal resident is arrested he or she will be delivered to the Immigration Bureau to be expelled from the country (*taikyo kyōsei*) or it will be processed, subject to trial and subsequently expelled. Those who are deported are usually not allowed to reenter Japan for 5 years (10 years for those who have a history of deportation). Furthermore, those who have committed a crime and sentenced, in principle, cannot enter Japan.

3-1 Departure Order System (*shukkoku meirei*)

The departure order system allows illegal residents, under specific conditions, to depart from Japan after simple procedures without physical restraint. The departure order is available for the illegal foreign residents who satisfy the conditions below; those who depart Japan under the departure order will not be able to reenter the country for a year.

Conditions

- a. To appear at the regional immigration office voluntarily with the intention of departing from Japan immediately.
- b. Not to have any reasons for deportation other than illegal stay.
- c. Not to have been sentenced to imprisonment with or without labor for certain crimes such as theft after entry into Japan.
- d. Not to have been deported or left Japan under a departure order in the past.
- e. To be able to depart Japan immediately.

3-2 Special Permission of Residence (*zairyū tokubetsu kyōka*)

Although a person is subject to deportation, Special Permission of Residence may be granted if the Ministry of Justice acknowledges that there are special reasons for permitting residence. The grant of Special Permission of Residence is at the discretion of the Ministry of Justice. If permission is granted, the person will be given a status of residence and be able to continue to reside in Japan. Please contact the regional immigration office for more details.

Reference: Ministry of Justice “Guidelines of Special Permission to Stay in Japan”
URL <http://www.moj.go.jp/content/000048156.pdf>

4 Procedures Relating to the Residence Card

The procedures relating to the residence card must be performed by a medium to long-term resident (E-1 1) in person. For an applicant aged 16 years and under or an applicant who is unable to apply due to particular reasons such as an illness (documents clarifying the circumstances are required), a family member who is 16 or older of same address can process it on behalf of the applicant. In addition, in cases pursuant of the applicant, the personal, institutions, a lawyer or an administrative scrivener (*gyōsei shoshi*) permitted by regional immigration bureau are allowed to process such procedures except those related to a change in place of residence.

The application forms for various procedures can be obtained at the regional immigration offices and by downloading from the web site of Immigration Bureau of Japan. (E-2 2)

URL http://www.moj.go.jp/tetsuduki_shutsunyukoku.html (Japanese)
http://www.immi-moj.go.jp/english/tetuduki/kanri/hituyou_syorui.html (English)

For more details on the procedures concerning the residence card, contact the regional immigration office or the information center for foreigners of the regional immigration offices.

4-1 Residence Card (zairyū kādo)

A residence card is issued to a medium to long-term resident^{**} under the residency management system. A residence card serves as an identification in Japan. Medium to long-term residents^{**} over 16 of age must carry it at all times and show it when requested by police or authority of the immigration bureau.

All immigration procedures are performed at the regional immigration office except for notification of a change of residence.

※For medium to long-term residents, refer to 1 on page E-1

4-2 Explanation of Residence Card

Front



Back



① Period of stay

Period of stay will be determined by inspection according to your status of residence. Please refer to the list of status of residence on E-8 for more details.

② Expiration date

The residence card has an expiration date including for permanent residents. Be careful not to get confused with the period of stay.

③ Work permit

If the status of residence does not allow working, it is stated as work not permitted. Please refer to the list of status of residence on E-8 for more details. For those who hold status which is not allowed to work and obtain work permission to earn income from part time job etc. such as students, it is indicated in ⑥ activity other than that permitted under the status of residence.

④ Picture

For a person under the age 16, no picture will be present. (Refer to E-6 4-3)

⑤ Address change

When the address of residence has changed, a new address will be stated on the back of the card (Refer to E-7 4-5)

⑥ Activity other than that permitted under the status of residence

When permission is issued to engage in an activity other than that permitted under the status of residence, the description will be indicated. (Refer to E-4 2-6)

⑦ Permission for extending period and status of stay

When applying for extending period of stay or changing status of residence, it will be indicated on the card as pending. (Refer to E-2 2-1, 2-2)

4-3 Application for Extending the Valid Period of the Residence Card

The permanent residents or medium to long-term residents (E-1 1) must apply for the renewal of valid period of the residence card before the expiration date. The permanent residents and highly skilled profession (ii) can apply for valid period of the residence card from 2 months prior to the expiration date. Also, if the card expiration date is the 16th birthday, make sure to apply for extension before the date of birth. Person less than 16 years old can apply for the residence card from 6 months prior to his or her 16th birthday. In principle, a new residence card is issued on the date of the application free of charge.

Required Documents

- a. Application form for the extension of residence (available at the regional immigration office and by downloading from the web site of Immigration Bureau of Japan)
- b. 1 photo (4cm × 3cm) of applicant himself or herself alone with head uncovered and no background taken within 3 months prior to submission. Applicants who are less than 16 years of age do not need to submit a photo, however, for the applicants whose 16th birthday is the expiration date should submit a photo.
- c. Residence card
- d. Passport or certificate of status of residence

4-4 Application for a new Residence Card

If the residence card is lost or stolen, the card holder must notify to the police and file for an application for reissuance within 14 days of its loss to the regional immigration office. Also, if the residence card is severely defaced, the card holder should file for reissuance. These procedures are free of charge, unless a foreign resident wishes to change it to a new one for the other reasons, the cost will be 1,600yen.

Required Documents

- a. Application form for reissuance of a residence card (available at the regional immigration office and by downloading from the web site of Immigration Bureau of Japan)
- b. 1 photo (4cm × 3cm) of applicant himself or herself alone with head uncovered and no background taken within 3 months prior to submission. Applicants less than 16 years of age do not need to submit a photo.
- c. Documents certifying the loss (in case the residence card is lost)
(For example, a report of loss (*ishitsu todoke shōmeisho*), a theft report certificate (*tōnan todoke shōmeisho*) or a disaster victim certificate (*risai shōmeisho*)
- d. Residence card (in case the residence card is not lost)
- e. Passport or certificate of status of residence
- f. Permit to engage in an activity other than that permitted under the status of residence previously granted

4-5 Notification Relating to the Place of Residence

Those who enter Japan and become a medium or long-term resident (1 of E-1) must notify the municipal office of the new address within a period of 14 days. In addition, they are required to notify the municipal office of place of residence when moving in or out (*tenkyo todoke*) following the Basic Resident Registration System (E-10) just like Japanese Nationals. The procedure can be done at local municipal office and the information will be sent to the Ministry of Justice.

4-6 Notification of Change of Items on the Record of the Residence Card

If there is a change in the name, date of birth, gender or nationality/region, it must be notified to the regional immigration offices within 14 days of its change. In principle, the new residence card is issued on the day of the application.

Required Documents

- a. Notification of a change of an item on the residence card (available at the regional immigration office and by downloading from the web site of Immigration Bureau of Japan)
- b. 1 photo (4cm × 3cm) of applicant himself or herself alone with head uncovered and no background taken within 3 months prior to submission. Applicants less than 16 years of age do not need to submit a photo.
- c. Documents certifying the changes (passport that contains the changes, marriage certificate, etc.)
- d. Residence card
- e. Passport or certificate of status of residence

4-7 Return of the Residence Card

If a residence card is no longer valid (for example, if a foreign resident has become no longer medium to long-term resident (E-1 1) or in case a foreign resident who left Japan with re-entry permit does not re-enter Japan within the valid period of re-entry visa, etc.), the residence card must be returned to the Minister of Justice within 14 days. It can be returned to the regional immigration offices in person or mailed to the office below.

Tokyo Regional Immigration Service Bureau, Odaiba office (*tōkyō shutsunyūkoku zairyūkanrikyoku, odaiba bunshitsu*)

135-0064

Tōkyō-to Kōtō-ku Aomi 2-7-11

Tōkyō Kōwan Gōdō Chōsha, 9F

4-8 List of Status of Residence

There are 29 types** of status of residence and it is prohibited to engage in an activity other than those permitted by the status of residence. In addition, permission for extending the period of stay is required in order to stay exceeding the given period of stay.

Work limitation: ○ No limitation / △ Valid within a certain range / × Not valid for employment →

(Last edited November 2020)

Status of residence	Period of stay	Examples	
Diplomat (<i>gaikō</i>)	Period required to complete diplomacy activities	Diplomat	△
Official (<i>kōyō</i>)	5 years / 3 years / 1 year / 3 months / 30 days / 15 days	International organization officer	△
Professor (<i>kyōju</i>)	5 years / 3 years / 1 year / 3 months	College professor	△
Artist (<i>geijutsu</i>)	5 years / 3 years / 1 year / 3 months	Artist, Musician	△
Religious Activities (<i>shūkyō</i>)	5 years / 3 years / 1 year / 3 months	Religious worker	△
Journalist (<i>hōdō</i>)	5 years / 3 years / 1 year / 3 months	Reporter of foreign press	△
Highly Skilled Professional (<i>kōdo senmonshoku</i>)	5 years / Unlimited duration	Business manager, Engineer and Researcher of the institutions designated by the Minister of Justice	△
Business Manager (<i>keiei / kanri</i>)	5 years / 3 years / 1 year / 6 months / 4 months / 3 months	Manager, Business manager	△
Legal, Accounting Services (<i>hōritsu / kaikai gyōmu</i>)	5 years / 3 years / 1 year / 3 months	Lawyer	△
Medical Services (<i>iryō</i>)	5 years / 3 years / 1 year / 3 months	Medical doctor, Nurse	△
Researcher (<i>kenkyū</i>)	5 years / 3 years / 1 year / 3 months	Researcher of a government related institution or company	△
Instructor (<i>kyōiku</i>)	5 years / 3 years / 1 year / 3 months	Language instructor at a junior high or high school	△
Engineer / Specialist in Humanities / International Services (<i>gijutsu / jinbun chishiki / kokusai gyōmu</i>)	5 years / 3 years / 1 year / 3 months	System engineer, Interpreter, designer	△
Intra-company Transferee (<i>kigyōnai tenkin</i>)	5 years / 3 years / 1 year / 3 months	Transferee from enterprise overseas	△
Caregivers (<i>kaigo</i>)	5 years / 3 years / 1 year / 3 months	Licensed caregiver	△
Entertainer (<i>kōgyō</i>)	3 years / 1 year / 6 months / 3 months / 15 days	Dancer, Actor, Professional athlete	△
Skilled Labor (<i>ginō</i>)	5 years / 3 years / 1 year / 3 months	Chef of foreign cuisine	△
Specific Skills	3 years / 1 year / 6 months / 4 months	Nursing, Construction, Shipbuilding, Accommodation, Agriculture, Fishing, Food and drink manufacturing, Restaurant Business, Car manufacturing etc.	△
Technical Intern Training (<i>ginōjissū</i>)	Period determined by the Minister of Justice	Technical intern	△
Cultural Activities (<i>bunka katsudō</i>)	3 years / 1 year / 6 months / 3 months	Japanese culture researcher	×
Temporary Visitor (<i>tanki taizai</i>)	90 days / 30 days / 15 days maximum in units of day	Tourist	×
Student (<i>gakusei</i>)	4 years and 3 months / 4 years / 3 years and 3 months / 3 years / 2 years and 3 months / 2 years / 1 year and 3 months / 1 year / 6 months / 3 months	Student (College, junior college, high school, elementary and junior high school, Japanese language school)	×※1
Trainee (<i>kenshū</i>)	1 year / 6 months / 3 months	Trainee	×
Dependent (<i>kazoku taizai</i>)	5 years / 4 years and 3 months / 4 years / 3 years and 3 months / 3 years / 2 years and 3 months / 2 years / 1 year and 3 months / 1 year / 6 months / 3 months	Spouse or child who is a dependent of a residing foreign national	×※1
Designated Activities (<i>tokutei katsudō</i>)	5 years / 3 years / 1 year / 6 months / 3 months / Period individually determined by the Minister of Justice (up to 5 years)	Individual on a working holiday, nurse and certified caretaker candidates under the Economic Partnership Agreement	△ or ×※1
Permanent Resident (<i>ejūsha</i>)	Unlimited duration	Individual who is permitted permanent residence	○
Spouse or Child of Japanese National (<i>nihonjin no haigūsha tō</i>)	5 years / 3 years / 1 year / 6 months	Spouse, Biological child, or Child adopted by a Japanese national in accordance with Japanese adoption system	○
Spouse or Child of Permanent Resident (<i>ejūsha no haigūsha tō</i>)	5 years / 3 years / 1 year / 6 months	Spouse, biological child or Child adopted by a permanent resident	○
Long-term Resident (<i>teijūsha</i>)	5 years / 3 years / 1 year / 6 months / Period determined individually by the Minister of Justice (up to 5 years)	Third-generation Japanese, spouse of long-term resident, adopted Japanese children under the age of 6	○

※1 Those received "Activity Other than that Permitted under the Status of Residence (shikakugai katudokuyōka)" is allow to work as a part-timer up to 28 hours per week but are not allowed to work for any form of the adult entertainment business.

Nagoya Regional Immigration Bureau

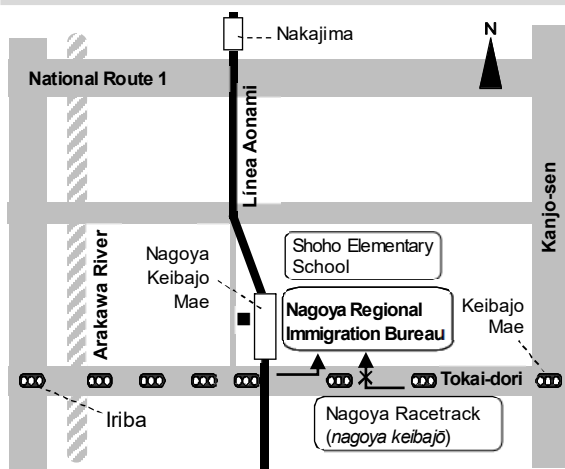
Address	455-8601 Nagoya-shi Minato-ku Shōhochō 5-18		
Access	1 minute from “Nagoya Keibajō Mae” station, Aonami line		
TEL	TEL (main switchboard).....	052-559-2150	
	<i>shinsa kanri bumon</i> (services over the counter related to residence card)	052-559-2112	
	<i>shūrō shinsa daiichi bumon</i> (working status except specific skills).....	052-559-2114	
	<i>shūrō shinsa daiini bumon</i> (specific skills related)	052-559-2110	
	<i>ryūgaku kenshū shinsa bumon</i>		
	(“trainee” and “technical intern training”)	052-559-2117	
	(“student” and “temporary visitor”).....	052-559-2118	
	<i>ejū shinsa bumon</i>		
	(“permanent resident”, “spouse or child of Japanese national”,		
	“long-term resident”).....	052-559-2120	
Hours	Monday to Friday, 9:00 - 16:00		

Toyohashi Port Branch Office

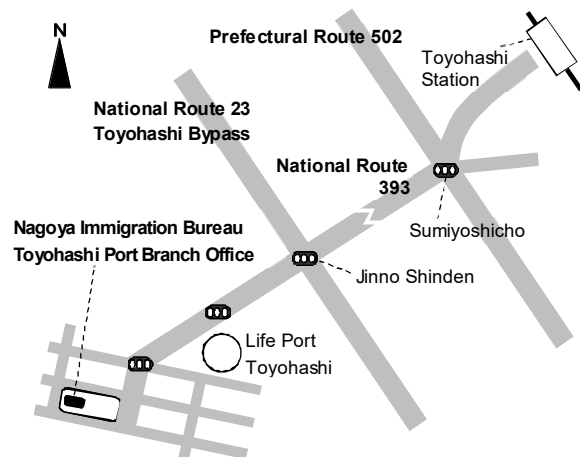
Address	441-8075 Toyohashi-shi Jinnofutōchō 3-11 Toyohashi Kōwan Gōdō Chōsha		
Access	Get on the bus bound to “Nishi futo kita iki” of the Toyotetsu Jinnofuto Line from the west exit of JR Meitetsu Toyohashi station and get off at the bus stop of “Kōwan Gōdō Chōsha”.		
TEL	0532-32-6567		
Hours	Monday to Friday, 9:00 to 12:00 and 13:00 to 16:00		

Nagoya Immigration Information Center

Location	Inside the Nagoya Regional Immigration Bureau (Toyohashi Port Branch Office does not have an information center.)		
Counter consultation	Monday to Friday (Portuguese, Spanish, English, Chinese, Filipino/Tagalog and Japanese)		
TEL consultation	0570-013904 (Tokyo) (03-5796-7112 for calls by PHS or IP phone and calls from abroad) Monday to Friday, 8:30 to 17:15 (closed for Saturday, Sunday, national holiday and end of year holidays) (Portuguese, Spanish, English, Chinese, Filipino/Tagalog, Korean, Vietnamese and Japanese)		

Nagoya Regional Immigration Bureau

Parking is limited. Please use public transport to come to the facility.

Toyohashi Port Branch Office of Nagoya Regional Immigration Bureau



Chapter 2

Other Procedures

1 Basic Resident Registration System (*jūmin kihon daichō seido*)

The basic resident registration system also applies to the foreign nationals in the same way as Japanese national. The residence record (*jūminhyō*) is organized and created for each household (*setai*) at each municipality. Residence record allows to comprehend the current situation of residents and provide better service to the foreign residents.

Foreign nationals who are subject to basic resident registration system

- Medium-to long-term residents (foreign nationals to whom residence card is issued)
- Special permanent residents
- Persons permitted temporary refuge and temporary stay
- Transit residents caused by loss of nationality or birth. ※place of birth does not grant nationality

Ministry of Internal Affairs and Communications (*Sōmusho*)

Inquiry for “Basic Resident Registration system for Foreign Residents”

URL http://www.soumu.go.jp/main_sosiki/jichi_gyousei/c-gyousei/zairyu/english/index.html

Please find multilingual information on the basic resident registration system on the web site of the Ministry of Internal Affairs and Communications (*sōmushō*).

Multilingual Interpretation Service

Hours 8:30~17:30

Tel (Navi-dial) 0570-066-630
(IP Phone PHS) 03-6436-3605

Available languages Japanese, Portuguese, Spanish, English, Chinese, Tagalog, Vietnamese, Nepali, Indonesian, Thai, Korean

Information of Multilingual Interpreter Service is as of February 2020 (Reiwa 2) Please check the website for the latest information,

1-1 Copy of Certificate of Residence Record (*jūminhyō no utsushi*)

The basic information on the residence record included name, date of birth, gender, address, individual number (my number) and the matters concerned insured person for National Health Insurance or National Pension, etc. in the same way as Japanese nationals. As for foreign residents, nationality, region, status of residence, period of stay are added on the record.

In case you need to have a certificate concerning the matters on the record, you can request a certificate of your residence record at the municipal office of your residence. Fees are required.

1-2 Procedures Concerning Basic Resident Registration System

In the case of a change in residence, notification must be properly submit to the municipality. So, benefits can be received from the public administration services in your municipality. A written “change of residence” notification letter can be accepted from a proxy.

A In the Case of Moving

In case you are moving in or out from your residence or to foreign countries, you must submit the move-out notification (*tenshutsu todoke*) to the previous municipality before or after you move out within 14 days from the day you move. Then you will be issued a certificate of move-out (*tenshutsu shōmeisho*). You must bring the move-out certificate (*tenshutsu shōmeisho*) and if moving to another location in Japan, submit move-in notification (*tennyū todoke*) to your new municipality within 14 days

In case of moving-in and out within the same municipality, you must notify the change of residence (*tenkyō todoke*) at the municipality within 14 days of moving to the new residence.

B In the Case Change in Head of the Household

When there is a change in the Head of the Household, you must notify it within 14 days at the municipal office

2 Social Security/Tax Number System (My Number)

“My Number” system refers to 12-digit individual number assigned to each residence record holder. It is a fundamental social system to improve administrative efficiency, enhance public operations and provide a fairer society in the area of social security, tax, disaster prevention and so on.

A Notification Card or Individual Number Card that shows your My number will be mailed to the address you registered from the municipal office. You must keep a “Notification Card” or “Individual Number Card” in safe since there is no expiration date. “My Number Card” is issued for an applicant and can be used for your identification and various administrative services. For more information, contact municipal offices of your residence or following institution.

The Cabinet Office “My Number, Social Security and Tax Number System”

URL <https://www.cao.go.jp/bangouseido/foreigners/index.html> (multilingual)

Call Center for My Number (Toll free)

TEL	• Japanese:	0120-95-0178
	• Portuguese, Spanish, English, Chinese, Korean	
	Concerning My Number System	0120-0178-26
	Concerning “My Number Card” “Notification Card”, and “Individual Number Card”	0120-0178-27

3 Information Disclosure Request Concerning Foreign Registration Card or Immigration Records

As the alien registration system was abolished as of July 9, 2012, the foreign registration cards that had been kept in the municipalities were sent to the Ministry of Justice and kept in Immigration Services Agency. If you need to have the information such as previous addresses from the above-mentioned date, you (or your legal proxy) should request for the disclosure of the information to Immigration Services Agency. You can either visit Immigration Services Agency for the procedure or request by mail. Also you can request to disclose your immigration records (embarkation/disembarkation). For more information, refer to the website of Immigration Services Agency or to the below institution.

Immigration Services Agency General Affairs Division Data Processing System Development Office Immigration Information Discloser

(*shutsunyuukoku zairyukanricho soumuka jyouhou sisutemukanrishitsu shutsunyuukoku jyouhoukaiji kakari*)

Address 〒160-0004 Tōkyō-to Shinjyuku-ku Yotsuya 1-6-1 Yotsuya Tower 13F

TEL 03-5363-3005 (direct line)

“Disclosure request concerning foreign registration card” (Immigration Services Agency)

URL <http://www.immi-moj.go.jp/news-list/foreigner.html>

“Disclosure request concerning embarkation/disembarkation records” (Immigration Services Agency)

URL <http://www.immi-moj.go.jp/news-list/record.html>

4 Certification by the Ministry of Foreign Affairs

When conducting procedures in foreign countries (marriage, birth, acquiring a visa, establishment of a company, real state etc.) public documents issued by Japanese government or municipal office may be necessary. In case you are requested to submit authentication of official seals for public documents by foreign consulates in Japan, you need to conduct the procedure of authentication of official seals in advance at the Ministry of Foreign Affairs. You should receive the authentication of official seals of public documents at the Ministry of Foreign Affairs before you receive the authentication of Consulate in the foreign embassy or consulate. In addition, when you submit public documents of a country or region of the Hague Convention accord (United States, Peru, Germany, etc.), that have a notary (apostille: authentication by the attachment of the recognized form) conducted by the Ministry of Foreign Affairs, the authentication by Consulate is not required. You can conduct the procedures at the Ministry of Foreign Affairs by mail. Please refer to the below for more details.

Ministry of Foreign Affairs (*gaimushō*)

Central Office Address 100-8919 Tōkyō-tō Chiyoda-ku Kasumigaseki 2-2-1
Consulate Department, Consulate Service Center (Certification Group) (*ryōji kyoku, ryōji sabisu sentā (shōmei-han)*)

TEL 03-3580-3311 (ext. 2308)

Osaka Branch Office Address 540-0008 Ōsaka-fu Ōsaka-shi Chūō-ku Ōtemae 4-1-76 Ōsaka Gōdōchōsha
4gokan, 4F

TEL 06-6941-4700

Ministry of Foreign Affairs “Authentication”

URL <https://www.mofa.go.jp/mofaj/toko/todoke/shomei/index.html>

5 Naturalization (*kika*)

Naturalization (*kika*) refers to obtaining Japanese nationality. An application for naturalization is required in order for a foreign national to obtain Japanese nationality. Once you have Japanese nationality you are granted to vote and other rights. However, since Japan does not allow dual nationality, you must renounce your original nationality to be naturalized. Naturalization requires permission from the Ministry of Justice. Therefore, marriage to a Japanese or adoption by Japanese does not automatically change your nationality to Japanese. Applications for naturalization are accepted at the Regional Legal Affairs Bureaus. If your application for naturalization is permitted, your status of residence will no longer exist and a Japanese family register will be created. For more details, please contact the regional legal affairs bureau or a local bureau that administers nationality-related matters in your local area.

Contact for information

Nagoya Regional Legal Affairs Bureau, Nationality Section (*nagoya hōmukyoku, kokuseki-ka*)

Address 460-8513 Nagoya-shi Naka-ku Sannomaru 2-2-1

TEL 052-952-8073

Hour Monday to Friday (except public holidays), 8:30 ~ 17:15 (Appointment required)

* In case of consultation, appointment is required (You can make an appointment by phone).

6 Death

6-1 Procedures in case of death

Deaths must be reported to the local municipal office of residence by a family member or others within 7 days of learning of the death by submitting a death certificate (*shibō shindansho*) issued by a doctor. If there is a national health insurance card (*kokumin kenkō hokenshō*), it should be returned.

In case the deceased is a foreigner, his/her residence card or special permanent registration certificate must be returned to the Regional Immigration Services Agency within 14 days of the death. They can also be returned by mail.

In case of returning them by mail please send them to:

〒135-0064

Tokyo-to Kōtō-ku Aomi 2-17-11 Tokyo Wangan Goudouchousha 9F

Tokyo Immigration Service Agency Odaiba Branch

※Please write down “Returning residence card etc.” on the front of the envelope.

Notification to the embassy or the consulate of the native country of the deceased must be carried out. Also, if foreign residents of spouses as status of “dependent”, “spouse or child of Japanese national” or “spouse or child of permanent resident” lose their spouses, they must notify to the regional Immigration Services Agency of the death of his/her partner within 14 days of the death (refer to E-4 2-8). It is not that the status of residence will become invalid immediately, however, if the activities as a spouse are not engaged in over a certain period of time (6 months for “spouse and child of Japanese national” and “spouse or child of permanent resident”, and 3 months for “dependent” and “designated activities”), the status of residence is subject to revocation. If he or she wants to stay in Japan, they must apply for a change of status of residence at the Regional Immigration Services Agency (refer to E-2 2-1)

6-2 Treatment of the dead body

The authorization of cremation (burial) is required for cremation and burial in Japan. The authorization can be applied at the municipal office after the death notification is accepted.

The dead body of the deceased can be transported to the home country of the deceased, but it may cost a considerable amount of money. You should follow antiseptic treatment for the body, transporting procedures and custom procedures according to the regulations of the recipient country. Please contact the relevant Embassy or the Consulate for further information.

7 Personal Seal (*inkan, hanko*)

In Japan, a personal seal (*inkan, hanko*) is generally used instead of a signature. There are two types of seals, general seals (*mitome-in*) which are used on a daily basis, bank seals (*ginkō-in*) for bank account and registered seals (*jitsu-in*) which are used for important documents.

7-1 Seal Registration (*inkan tōroku*)

A registered seal (*jitsu-in*) is an important seal used as a signature when you register your cars or real estate and borrow/lend money. You should register your seal as the registered seal (*jitsu-in*) at the local municipal office before you use it as the registered seal (*jitsu-in*). Anyone 15 years of age or older who is registered as a resident can apply for personal seal registration. If a seal does not meet a certain condition in terms of size or if a name of seal does not match with a name of registry (*jumin hyo*) or registered name (*tsu sho*), the seal cannot be registered.

Once the personal seal registration is completed, a personal seal registration card (or hand book) is issued. The registered seal and the personal seal registration card are very important and should be kept in safety. If you lose your personal seal registration card, you should report the loss and register the seal again. When you use a registered seal (*jitsu-in*), the personal seal registration certificate (*inkan tōroku shōmeisho*) proves that the registered seal is genuine. A seal holder or a proxy can apply for personal seal registration certificate by submitting personal seal registration card (or hand book) at the municipal office.



Chapter 3 Labor

1 Work and Status of Residence

Before working in Japan, check your status of residence if the status on the card permits an individual to work (E-8). The statuses of residence that allow individuals to work regardless of occupation type (work content) include “Spouse or Child of Japanese National”, “Long-term Resident”, “Permanent Resident”, and “Spouse or Child of Permanent Resident”. If you wish to engage in work activities other than that permitted under your status of residence, you must obtain permission for that at the Regional Immigration Services Agency prior to begin these activities. If a foreign national is working illegally, the person will be subject to deportation. Moreover, employing an illegal worker or paying someone not permitted to work may be subject to imprisonment of up to three years and/or a fine of up to ¥3,000,000 for the guilt of promoting illegal employment and also will be subject to deportation.

2 Working Rules

2-1 Employment Contract

The employer is required to specify conditions of employment such as salary and working hours to employees in writing. If there is no evidence of conditions of employment, this may be problematic as there is no proof of a salary if it is determined verbally. If you plan to commence employment, it is important to have detailed conditions of employment in the contract.

Conditions of Employment that Should Be Stated in Writing (obligated by the Labor Standards Act)

- a. Period of the employment contract
- b. Criteria for the renewal of the fixed term employment contract (only in the case of fixed term employment contracts with possible renewal)
- c. Place of work and work content
- d. Starting and finishing times, whether there is work outside of the agreed working hours, work breaks, non-working days (*kyūjitsu*), vacations (*kyūka*), etc.
- e. The salary, information on how the salary is calculated and paid, information on the payroll cut-off date and pay date
- f. Concerning resignation /retirement (including grounds for dismissal)

※There are other conditions that should be stated in Part-time Employment Act such as Employment Security Act, and Worker Dispatching Act. Even if the company which you will be working for has the “working rules (company’s regulation)” stating the employment conditions and service regulations, it is important to confirm the details.

2-2 Employment Conditions

A Working Hours and Breaks

In principal, working hours should not be more than 8 hours per day or 40 hours per week. Break time is not included in the working hours. However, work preparation or cleaning-up is considered to be part of the working hours as long as the activity is at the direction of the employer. When the working hours exceed 8 hours in a day, a break of an hour or more is compulsory during the working hours. As a rule, over times are limited to 45 hours per month and 360 hours per year, also there is a limit for a temporary measurement.

B Non-working Days (*kyūjitsu*) and Annual Leave with Pay (*yūkyū kyūka*)

According to the Labor Standards Act (*rōdō kijun hō*), employees are required to receive at least one non-working day per week or 4 non-working days or more within the period of 4 weeks. Furthermore, if employees have worked on a continuous basis for 6 months after joining the company and have completed more than 80% of the overall scheduled working days, they are eligible for a minimum of 10 days annual leave with pay on top of their other non-working days.

Even part-time workers who have fewer working days than full-time workers can accrue annual leave with pay based on the number of days worked. However, the determined day of annual leave with pay may be subject to change if it would cause some trouble in the business. Prior discussion with your superior is recommended.

Also, as of April 1st of 2019, if the employee holds 10 days or more annual leave with pay, the employer must give at least 5 days off in a requested season.

3 Dismissal (*kaiko*) and Resignation (*taishoku*)

3-1 Dismissal

Dismissal (*kaiko*) refers to the termination of employment contract by the unilateral will of the employer. A legitimate reason is required for dismissal. Even if there is a legitimate reason for dismissal, an employer is required by law to notify the employee at least 30 days prior to the termination of the employment contract. If the notice is given less than 30 days prior to the termination, a dismissal notice payment is required to be paid to the employee (*kaiko yokoku teate*).

Dismissals prohibited by law

- a. Dismissal given when the employee is on sick leave and unable to work due to a work-related injury or sickness and 30 days subsequent to the leave.
- b. Dismissal given when the employee is on maternity leave and 30 days subsequent to the leave.
- c. Dismissal on the grounds of public interest whistleblowing
- d. Dismissal on the grounds of being a member of a labor union or engaging in the reasonable activities of a labor union.
- e. Dismissal based on gender discrimination, or dismissal on the grounds of a woman's marriage, pregnancy, childbirth or being absent from work due to childbirth.
- f. Dismissal on the grounds that an application for child-care leave has been made, or of taking child-care leave itself.

3-2 Resignation

Resignation (*taishoku*) refers to the relinquishing of employment upon agreement between the employer and the employee. If the employee makes a claim for unpaid salary at the time of resignation, he or she is able to receive the unpaid salary within 7 days and also receive any accumulated funds or savings. If the employment period is stated in the contract, the employee cannot cancel the contract during the contract period unless there are unavoidable circumstances. Employees should be very careful when requesting resignation to the employer because in principle, it is not possible for an employee to withdraw his or her resignation after it has been accepted by the employer. It is necessary to confirm the conditions and procedures of resignation at the time of signing the contract. Furthermore, the employee must return any items issued by the company during employment, including employee ID cards, uniforms and Health Insurance card.

4 Workmen's Accident Compensation Insurance (*rōsai hoken*)

4-1 Workmen's Accident Compensation Insurance

This insurance aims to protect the worker when they suffer injury or illness due to work injury or accident while traveling to and from work, and also to protect the family of a deceased employee who has regrettably died at work. Insurance premiums shall be paid in full by the employer. As long as a business owner employs, all foreign employees including part-time workers, casual workers are entitled to compensation benefits in the case of work-related injuries, sickness and death, or an accident during travel to or from work. However, claims must be made by employees in person at the Labor Bureau to allow them to receive the compensation benefit. If your case is a work-related accident, please contact the company at which you are employed, the Labor Standards Inspection Offices (E-63,70,71) or the Aichi Labor Bureau (E-17).

The information on Labor standard act or Workmen's Accident Compensation Insurance are available in multilanguage on the Ministry of Health Labor and Welfare. Please access the website below.

URL <https://www.mhlw.go.jp/new-info/kobetu/roudou/gyousei/rousai/gaikoku-pamphlet.html> (Multilingual)

4-2 Main Compensation Benefits

Followings are the major compensation benefits of workmen's accident compensation insurance. Each application form can be obtained at the Labor Standards Inspection Offices. You can also download the forms from the web site of the Ministry of Health, Labor and Welfare (*kōsei rōdōshō*)

URL <https://www.mhlw.go.jp/bunya/roudoukijun/rousaihoken06/03.html> (Japanese only)

A Medical Treatment (compensation) Benefits (*ryōyō (hoshō) kyūfu*)

If a worker gets injured or suffers from disease during work or commuting, the insurance pay the medical fees necessary for the medical treatment and recovery from an injury or disease. To receive this benefit, it is recommended to use the hospitals designated by the workmen's accident compensation insurance. If you submit a "Medical Treatment Benefits Claim Form" (*ryōyō no kyūfu seikyūsho*) to the hospital, you do not need to pay medical fees to the hospital.

B Absence (Compensation) Benefits (*kyūgyō (hoshō) kyūfu*)

If a worker gets injured during work or commuting and cannot receive wages as a result of not being able to work due to medical treatment for the injury, absence benefits will be paid at 60% of the basic daily wage from the 4th day of absence. 20% of the basic daily wage will also be paid as a special disability benefit, which makes the total benefit 80%. You should submit an "Absence (Compensation) Benefits Claim Form" (*kyūgyō (hoshō) kyūfu shikyū seikyūsho*) to the Labor Standards Inspection Office.

C Physical Disability (Compensation) Benefits (*shōgai (hoshō) kyūfu*)

Physical disability benefits will be paid in the case in which a worker is left with a certain degree of physical disability after he or she recovers from an injury or sickness caused during work or commuting.

D Bereaved Family (Compensation) Benefits (*izoku (hoshō) kyūfu*)

Bereaved family benefits will be paid to the family of a deceased worker in the case in which he or she dies during work or commuting.

5 Employment Insurance (*koyō hoken*)

5-1 Employment Insurance

Employment Insurance is a state-organized public insurance program aimed to promote job search activities by providing necessary benefits to stabilize the workers' lives. Premiums Insurance are paid to a certain proportion between employer and employee. The part of the insurance premium by the employee is deducted from his or her monthly salary. It also applies to foreign workers if they have a likelihood of working for a minimum of 31 days after being hired and at least 20 hours or more per week.

Contact

For more information about employment insurance procedures and so on, please visit Hello Work Internet Service website or contact Hello Work office in your area. (E-63).

URL https://www.hellowork.go.jp/insurance/insurance_guide.html

5-2 Unemployment Benefits (Basic Allowance)

Unemployment benefits (basic allowance) are paid to insured workers who are separated from employment and are actively in the process of finding work or qualifications to work. In principle, the insured period should be minimum of 12 months in past two year from the date of unemployment (minimum of 6 months in 1 year period before resignation in case of bankruptcy, dismissal, disconnecting contract, etc.)

A How to Receive the Benefit

In order to receive unemployment benefits (basic allowance), following documents must be submitted and ask for a job application to Hello Work Office in your area. You will start receiving the benefit 7 days after (waiting period) eligibility is decided. If you left work voluntary, the benefit is paid after 3 month of restriction period (if you left work on and after Oct.1 in Reiwa 2(2020), restriction period is 2 months, twice in 5 years period.) Then you need to visit Hello Work office on the designated dates (every 28 days) to obtain official recognition of unemployment while continuing to look for a job. The amount of unemployment benefits and the number of days which you can receive the benefit is determined according to the factors such as the period covered by employment insurance, salary and age and the reason of retirement.

Required Documents

- a. Job Separation Certificate (*nishokuhyō*) - 1, 2 (You will receive from your employer after separation of work)
- b. My Number Card. (My number card, notification card, residence registration with my number)
- c. Identification card (My number card or Residence card)
- d. Two photos (3cm x 2.5cm).
- e. Savings account bank book in the name of the applicant.
- f. Seal (*inkan*) (not required in case of signature).

B Period of Reception

If 1 year has passed since the following date of job separation, you cannot receive unemployment benefit (basic allowance) even if days of allowance are left. However, if you are unable to work because of illness, injury, pregnancy, childbirth or other reasons for 30 days or more within this period, it is possible to extend the period for receipt of the child care benefit equal to the time that was in such a situation. It can be extended up to a maximum of 3 years.

5-3 Job Applicant Benefits for the Elderly

When workers over 65 years of age, who have been continuously employed until 65, retire from work, they will receive the “job application benefits for the elderly (*kōnenrei kyūshokusha kyūfukin*)” instead of the ordinary unemployment benefits (*shitsugyō kyūfu*) which is a basic allowance (*kihon teate*).

5-4 Continuous Employment Benefits for the Elderly

Continuous employment benefits are one of the unemployment benefits aimed for promoting and fostering companies to keep employment of elder workers and workers taking childcare leave and family care leave: continuous employment benefits for the elderly (*kōnenrei koyō keizoku kyūfu*), childcare leave benefits (*ikuji kyūgyō kyūfu*), and family care leave benefits (*kaigo kyūgyō kyūfu*). Please contact your workplace or the Hello Work office in your locality for more information about employment insurance procedures and others (E-63).

a. Continuous employment benefits for the elderly (*kōnenrei koyō keizoku kyūfukin*)

When insured persons with employment insurance for more than 5 years and more, and age between 60 and less than 65 years old continue to work, and, their salary after being 60 years old is less than 75 % of the amount compared with the salary paid when they are 60, in principal, they are entitled to receive “continuous employment basic benefits for the elderly” or “re-employment benefit for the elderly.”

b. Childcare leave benefits (*ikuji kyūgyō kyūfukin*)

If insured workers under employment insurance take childcare leave in order to take care of their child under one year of age (one and two months of age if they meet the specified requirements, and also one and a half years or 2 year of age if they meet additional requirements), and they meet certain requirements, they are entitled to receive childcare benefits.

c. Family care, leave benefits (*kaigo kyūgyō kyūfu*)

If insured workers under employment insurance take leave to take care of disabled family members and they meet certain requirements, they are entitled to receive family care leave benefits.

6 Finding a Job

Hello Work (Public Employment Security Offices) offers job referral services. Some of the Hello Work offices have interpreters (E-70). You can also check the employment information provided by the Hello Work offices on the Internet. The address of the website is: <https://www.hellowork.mhlw.go.jp/index.html>

Please refer to E-62 for the Hello Work Offices in Aichi Prefecture. Confirm your nearby office based on the jurisdiction areas.

Nagoya Employment Service Center for Foreigners

The Nagoya Employment Service Center provides foreign residents including foreign students with services of work-related consultation and employment.

Address 460-8640 Nagoya-shi Naka-ku Nishiki 2-14-25 Yamaichi Bldg. 8F
URL <https://jsite.mhlw.go.jp/aichi-foreigner/>
TEL 052-855-3770 **Fax** 052-855-0944
Hours 8:30 - 17:15
Language Portuguese, English, Chinese, and Spanish (Monday to Friday)
Filipino/Tagalog (Monday, Thursday, Friday)
(**Hours of interpretation:** 9:15 - 12:00 & 13:00 - 17:15)

Toyohashi Employment Consultation Center for Foreigners

It provides services of work-related consultation for foreigners.

Address 440-0884 Toyohashi-shi Daikokuchō 73 Daikoku Bldg. 2F
TEL 0532-57-1356 **Hours** 8:30 - 17:00
Language English, Portuguese (Monday to Friday)
Spanish (Wednesday, Thursday Friday)
(**Hours of interpretation:** 9:00 - 12:00 & 13:00 - 17:00)

Foreign workers in Japan may sometimes be confused due to the differences in the law between Japan and their country of origin. If you have any troubles related to working conditions such as unpaid wages that you have consulted with the employer but cannot be satisfied with the result, please consult with Labor Consultation for Foreign Workers at the Aichi Labor Bureau or the Labor Standards Inspection Offices in your area (E-63, 70, 71)

Labor Consultation for Foreign Workers

◆ Aichi Labor Bureau

Labor Standards Division, Inspection Section (*rōdō kijun-bu, kantoku-ka*)

Address 460-8507 Nagoya-shi Naka-ku Sannomaru 2-5-1
Nagoya Gōdō Chōsha Ni Gōkan, 2F
TEL 052-972-0253 (Inspection section (*kantoku-ka*))
Language Portuguese (Tuesday ~ Friday) English (Tuesdays & Thursdays),
Hours 9:30 - 12:00 & 13:00 - 16:00
Access 3 min. Walk from the exit # 5 of Shiyakusho Station (Subway Meijo Line)

◆ Nagoyanishi Labor Standards Inspection

Address 453-0813 Nagoya-shi Nakamura-ku
Futatsubashi-cho 3-37
TEL 052-481-9533
Language Vietnamese (Thursdays)
Hours 9:30~12:00 & 13:00~16:00
Access 10 min walk from the exit #4 of Nakamurakuyakusyo Station (Subway Sakuradori Line)
Take exit #4, walk to the west, and turn to the left at the second traffic signal.

◆ Toyohashi Labor Standards Inspection

Address 440-8506 Toyohashi-shi Daikokuchō 111
Toyohashi Chihō Gōdō Chōsha, 6F
TEL 0532-54-1192
Language Portuguese (Mondays, Wednesdays & Fridays)
Hours 9:30 - 12:00 & 13:00 - 16:00
Access 10 min. walk from Toyohashi Station (JR or Meitetsu) or Shin Toyohashi Station (Toyotetsu).

◆ Kariya Labor Standards Inspection

Address 448-0858 Kariya-shi Wakamatsu-cho 1-46-1
Kariya Godo Chosha 3F
TEL 0566-21-4885
Language Portuguese (Mondays & Wednesdays)
Hours 9:30~12:00, 13:00~16:00
Access 200m east of Kariya Station South Exit (JR Line and Meitetsu Mikawa Line)

Aichi Employment Consultation Center

Professional consultation is available for labor related concerns and inquiry.

Address 450-0002 Nagoya-shi Nakamura-ku Meieki4chome 4-38
Wink Aichi 14F
TEL 0120-544-610 (052-563-5261)
Hours 9:00~20:30
Language English, Chinese, Korean (Monday ~ Friday)
Other languages available with appointment

Consultation by Telephone for Foreign Workers Ministry of Health, Labor and Welfare

For the problems concerning working conditions, they provide information on labor laws and referral services to related institutions.

Language	TEL	Service Day	Service Hour
Portuguese	0570-001-703	Monday - Friday	10:00 - 12:00 13:00 - 15:00
Spanish	0570-001-704	Monday - Friday	
English	0570-001-701	Monday - Friday	
Chinese	0570-001-702	Monday - Friday	
Filipino/Tagalog	0570-001-705	Monday - Friday	
Vietnamese	0570-001-706	Monday - Friday	
Nepalese	0570-001-708	Tuesdays, Wednesdays & Thursdays	
Indonesian	0570-001-715	Wednesdays	
Thai	0570-001-712	Wednesdays	
Korean	0570-001-709	Thursdays & Fridays	
Burmese	0570-001-707	Mondays	
Cambodian(Khmer)	0570-001-716	Wednesdays	
Mongolian	0570-001-718	Fridays	

※Closed on holiday season (Dec 29 ~Jan 3rd)

※Above information is as of Nov 2020 (Reiwa 2). For the latest information please check the website.


Telephone Hotline related labor condition

Consultation related with labor condition problems is available on Saturdays, Sundays, National holidays and for hours after local Labor Offices and Labor Standard Inspection Offices are closed entrusted by Ministry of Health, Labor and Welfare.

Language	TEL	ServiceDay	Service Hour
Portuguese	0120-531-403	Everyday	Weekdays 17:00 - 22:00 Saturdays, Sundays & Holidays 9:00 - 21:00
Spanish	0120-531-404	Tuesdays, Thursdays, Fridays & Saturdays	
English	0120-531-401	Everyday	
Chinese	0120-531-402	Everyday	
Filipino / Tagalog	0120-531-405	Tuesdays, Wednesdays & Saturdays	
Vietnamese	0120-531-406	Wednesdays, Fridays & Saturdays	
Nepalese	0120-531-408	Wednesdays & Sundays	
Indonesian	0120-613-803	Thursdays & Sundays	
Thai	0120-613-802	Thursdays & Sundays	
Korean	0120-613-801	Thursdays & Sundays	
Burmese	0120-531-407	Wednesdays & Sundays	
Combodian(Khmer)	0120-613-804	Mondays & Saturdays	
Mongolian	0120-613-805	Mondays & Saturdays	
Japanese	0120-811-610	Everyday	

※Closed on holiday season (Dec 29 ~Jan 3rd)

※Above information is as of Nov 2020 (Reiwa 2). Please check the website for the latest information



Chapter 4

Marriage/Divorce

1 Marriage (*kekkon*)

In an international marriage, the couple should each follow the laws of their own countries. As for Japanese, all legal conditions for marriage as below must be fulfilled. For more detailed information please contact the Embassy or Consulate of your country.

Conditions for Marriage

- a. The minimum legal age for getting married is 18 for men, and 16^{**} for women.
- b. If either partner is underage, parental consent is required.
- c. It must not be polygamous marriage.
- d. In the case of a woman getting remarried, a period of 100 days must have passed for the dissolution or cancellation of her previous marriage.
※age18 from April 1st, 2022 (Reiwa 4)

1-1 Marriage between a Japanese and a Foreigner

If a couple is married in Japan, they must be married according to the Japanese law. Please submit the following documents to the municipal office in which you reside or where your original address is registered.

After acceptance of notification of marriage, please report your marriage to the embassy or consulate-general of your country of origin in Japan. Please contact the municipal office or embassy or consulate-general of your country of origin for more details.

Required Documents

- a. Certificate of marriage (The signature and seal of two adult witnesses are required.)
- b. Family register of the Japanese party
- c. Consent form completed by the parents of the Japanese partner (if under the age of 20)
- d. Certificate of legal capacity to contract marriage (E-19 1-3) from the foreign partner and its translation
- e. Certificate of nationality of the foreign partner (passport, etc.)

1-2 Marriage Between Foreign Nationals

If you decide to marry under Japanese legal system, please submit the following documents to the municipal office in which you or your partner reside. After a marriage notice is registered at a local municipal office, please report your marriage to the embassy or consulate-general of your country of origin in Japan. However, if you register your marriage under foreign legal system, submitting necessary documents to embassy or consulate-general of your country of origin. In this case, it is not necessary to report your marriage to the local municipal office. Please contact the municipal office or embassy or consulate-general of your country of origin for more details.

Required Documents

- a. Marriage (The signature and seal of two adult witnesses are required.)
- b. Certificate of legal capacity to contract marriage for both partners and their translations
- c. Certificate of nationality of both partners (passport, etc.)

1-3 Certificate of Legal Capacity to Contract Marriage (*kon'in yōken gubi shōmeisho*)

This certificate confirms that the marriage is possible under the laws of the country of origin. In most cases, it is issued by a Japanese embassy but, it is recommended to check in advance since the process is different for each country. Documents in other languages must be accompanied by a copy of the documents in Japanese with the name of the translator. For Certificate of Legal Capacity to Contract Marriage certificate (*kon'in yōken gubi shōmeisho*), please contact the embassy or consulate-general of each country.

2 Divorce (*rikon*)

2-1 Divorce Between a Japanese and a Foreigner

If one of the spouses is Japanese residing in Japan, the divorce process is performed according to the Japanese law. If both parties agree on a divorce, they follow the process of divorce by their agreement (*kyōgi rikon*). If the parties disagree on a divorce, they follow the process of arbitrated divorce (*chōtei rikon*). If arbitration process does not reach a settlement, the process of adjudicated divorce (*saiban rikon*) must be filed. However, if divorce by agreement or arbitrated divorce is not accepted under the laws of the foreign spouse's country, the Japanese notification of divorce may not be accepted in that country. Divorce by agreement is processed in the municipal offices while arbitrated divorce and adjudicated divorce are processed in the family court (*katei saibansho*). In addition to the divorce steps as the law of Japan, it is necessary to obtain the recognition of the divorce also in the country of the foreign spouse. Please contact the municipal office or the embassy or consulate-general of your country of origin for more details.

2-2 Divorce Between Foreign Nationals

If both have the same nationality, the divorce process is performed according to the law of country of their origin. If the law of the relevant country (or countries) recognizes the divorce by agreement, they can file for divorce by agreement in the municipal office in Japan. However, if the law of the both countries do not recognize the divorce by agreement, they cannot file for divorce by agreement in the municipal office in Japan. They need to establish divorce in their own country (countries) first. If each one has different nationality and a common law does not exist but if they both have habitual residence in Japan, the divorce will be carried out according to the Japanese legislation. For further information, please refer to the municipal office and the Embassies or Consulates of the relevant countries in Japan.

2-3 Notification of Divorce

Following is the required documents that must be submitted when filing for the notification of divorce to the municipal office.

Required Documents

- a. Notification of divorce. (The signature and seal of two adult witnesses are required.)
- b. Family register (if one of the parties is Japanese)
- c. Copy of the record of arbitration (in case of divorce mediation in a family court)
- d. Copy of order of determination and certificate of final judgment (in case of divorce by decision of the family court)
- e. Copy of the decision document and certificate of final judgment (in case of adjudicated divorce)
- f. Identification document of the submitter (passport, etc.)

2-4 Notification of Non-acceptance of Divorce (*rikon fujuri todoke*)

In cases you are forced into a divorce by your Japanese spouse, there is a possibility that your spouse submits the divorce notification with false signature of yours without your permission. If you do not agree on the divorce, you may submit a notification of non-acceptance of divorce to the municipal office in the area or original registered address (*honsekichi*) of your spouse (Japanese). For more details, please contact the municipal office of your area.

2-5 Divorce and Status of Residence

A foreign national with resident status of "dependent", "spouse or child of Japanese national" or "spouse or child of permanent resident", in the event of divorce, he or she must report the divorce to the Regional Immigration Services Agency within 14 days (refer to E-4 2-8). The status of residence will not become invalid immediately, however, if the activities as a spouse do not continue for a certain period of time (6 months for "spouse and child of Japanese national" and "spouse or child of permanent resident", and 3 months for "dependent" and "designated activities",) the status of residence will become the subject of rejection. If he or she wants to stay in Japan, they must apply for a change of status of residence at the regional Immigration Services Agency. The decision will be made based on the circumstances of the individual such as how long they have resided in Japan or whether they are rearing Japanese children (refer to E-2 2-1).

For more details, please refer to the Regional Immigration Services Agency or the Immigration Information Center (E-9).

3 Domestic Violence

3-1 Domestic Violence

Domestic Violence (DV) refers to physical, psychological or sexual violence by spouses, including former spouses or partners in an intimate relationship. The violence occurs regardless of the social status or occupations. If you are a victim of DV, please contact the nearest police station, municipal welfare office (*fukushi jimusho*) or Counseling Center for Women (*kyosei soudan*). You may need a proof of consultation or document that verifies the domestic violence for proceeding a certification of a residential status or procedure at municipal offices. Also, in case of emergency, you may ask for a temporary protective custody (*ichiji hogo*).

Gender Equality Bureau Cabinet Office

The Gender Equality Bureau provides information about support and consultation desks for DV victims.

Brochures in multiple languages

(Portuguese, Spanish, English, Chinese, Filipino/Tagalog, Thai, Korean, Russian and Japanese)

URL http://www.gender.go.jp/policy/no_violence/e-vaw/siensya/08.html



DV Consultation Plus

Consultation is available by using internet chat in Portuguese, Spanish, English, Chinese, Filipino/Tagalog, Vietnamese, Indonesian, Nepalese, Thai, and Korean.

URL <https://soudanplus.jp/>



3-2 Consultation Services

The following centers provide consultation services on the issues related to domestic violence.

Aichi Women's Counseling Center (*aichi-ken josei sōdan sentā*) **(Spousal Violence Counseling and Support Center)** (*aigūsha bōryoku sōdan shien sentā*)

The Aichi Women's Counseling Center provides consultation, counseling, related information, and temporary protective custody of victims and for their accompanying family members. Furthermore, there are seven branch offices (E-65) located at prefectural welfare consultation centers. Please contact the Aichi Counseling Center for Women for more details.

TEL 052-962-2527
TEL Consultation Monday to Friday, 9:00 - 21:00
Saturday & Sunday, 9:00 - 16:00
(Closed on public holidays and year-end holidays, sometimes on Monday)
Consultation in Person Tuesday to Sunday, 9:00 - 17:00 (20:30 on Wednesdays)
(Appointment required)
(Closed on Mondays, public holidays and year-end holidays)
DV TEL Consultation by Lawyer
(Closed on public holidays and year-end holidays, sometimes on Monday)
TEL 052-962-2528 (Monday, 14:00 - 15:30)

Aichi Male DV Victims Hotline (*aichi-ken dansei DV higaisha hottorain*)

DV victims are not only women. A male consultant offers consultation for male victims.
TEL 080-1555-3055
Saturday 13:00 - 16:00 (Closed on 5th Sat, public and year-end holidays)

3-3 Protect Order (*hogo meirei*)

In cases where a victim of DV or relative of the victim's life is in danger or likely to receive serious harm on his/her life due to the violence or intimidation by a spouse (or former spouse, intimate partner), the victim can file for a written petition to a municipal court. The court will then issue a protection order against the offender. **C** restraining order for children, **D** restraining order for family members, etc. **E** restraining order against telephone calling, etc. These orders cannot be issued solely therefore, only effective during restraining order against offender is implemented. Moreover, in the case of a violation of these protection orders, offender will be subject to imprisonment of up to one year or a fine of up to ¥1,000,000.

A Restraining Order (*sekkin kinshi meirei*)

This is an order prohibiting DV offender for 6 months from approaching the victim or loitering in the vicinity of the place of residence or place of work, etc.

B Expulsion Order (*taikyo meirei*)

This is an order for DV offender to leave the domicile for a two-month period that he/she shares as the main home with victim.

C Restraining Order for Children (*sekkin kinshi meirei*)

This is an order prohibiting DV offender for 6 months from approaching the victim's child or loitering in the vicinity of the place of residence or school, etc. Here, child means children before reaching age of adulthood. Children who live separately or children who are over age of adulthood belong to family members in **D**

D Restraining Order for Family Members, etc. (*shinzokutoeno sekkin kinshi meirei*)

This is an order prohibiting DV offender for 6 months from approaching the victim's family members or loitering in the vicinity of the place of residence or place of work etc.

E Restraining Order Against Telephone Calling, etc. (*denwato kinshi meirei*)

This is an order prohibiting DV offender for 6 months from doing certain harassment acts such as requesting to meet, calling up at night or sending mails except emergency situations.



Chapter 5

Childbirth/Parenting

1 When you Get Pregnant

1-1 Mother and Child Health Handbook (*boshi kenkō techō*)

When you get pregnant, after a consultation at a medical institution, please obtain the Mother and Child Health Handbook. The handbook is prepared for you to record health checkup results of the mother and child, the growth of the child, and to inform you of the various health services such as health checkups and immunization. You can get this handbook free of charge when you submit a notification of pregnancy (*ninshin todokedesho*) (available at maternity hospitals and Health Centers, etc.) to the Health Center (*hoken sentā*) of your residence (Public Health Centers for the city of Okazaki, Toyota and Toyohashi).

1-2 Health Checkups for Pregnant Women (*ninpu no kenkō shinsa*)

During pregnancy, women should take in plenty of nutrition, get plenty of rest, and have regular health checkups. When receiving the Mother and Child Health Handbook, health checkup forms will also be provided. When the health checkup forms are filled and submitted, part of medical checkup expenses are subsidized. Since interpreters are not commonly available at medical institutions, please come accompanied by someone who can communicate in Japanese.

1-3 Home Visit Guidance by Midwife and Public Health Nurse (*hōmon shidō*)

Midwife (*kyōsānshi*) and public health nurse (*hōkenshi*) from municipal governments visit your home offering consultation services. You can consult on the matters such as how to spend the pregnancy period, how to prepare for childbirth as well as concerns of child rearing, baby's growth and development, disease prevention and concerns and worries during pregnancy. Please contact the municipal office of your residence for more information. This consultation is provided free of charge and upon the request by pregnant women or by a doctor's referral.

1-4 Acknowledgment of Paternity (*ninchi*)

The acknowledgment of paternity refers to the legal establishment of parental relationship of parent- child born to couples not legally married. To apply for the acknowledgment of paternity you must send a notification to the municipal office. Please contact the municipal office for more information.

1-5 Educational Classes for Mothers and Fathers (*hahaoya chichioya kyōshitsu*)

Municipal governments provide educational classes related to knowledge and skills needed for daily pregnancy life, childbirth and child rearing to pregnant women and their family members free of charge.

2 Procedures after Childbirth

2-1 Notification of Birth (*shusshō todoke*)

When a child is born in Japan, regardless of the nationality of the parents, please submit a notification of birth within 14 days from the birth (including the date the child was born) to the municipal office of your residence or birth place.

Required Documents

- a. Notification of birth (the form is available at municipal offices or hospitals)
- b. Birth certificate (birth certificate signed by a doctor or midwife)
- c. Seal of the applicant (a signature is also accepted in case you do not have a personal seal)
- d. Mother and Child Health Handbook
- e. National Health Insurance Card (if applicable)

Furthermore, you are also required to report the birth to the embassy or consulate of your country of origin located in Japan. Please contact the embassy or consulate for more details.

2-2 Acquisition of Nationality for a New-born Child

A In the Case either of the Parents is a Japanese National

If a mother is Japanese or a father is Japanese and legally married to a foreign mother, their child can obtain a Japanese nationality at the time of birth. In case that the mother is foreigner and not legally married to the Japanese father, if the father acknowledge paternity before birth, their child can obtain the Japanese nationality at the time of birth. If it is not a case, the father needs to process his paternity first and then report it to the Minister of Justice after birth to obtain the Japanese nationality. Please contact the nearest regional Legal Affairs Bureau or a regional Bureau dealing with nationalities for more details. If a child wishes to obtain the foreign nationality of the other parent who is a foreign national, it is necessary to follow the procedure in accordance with the law of each home country. Please contact the embassy or consulate of your country of origin located in Japan for further information.

Nationality Selection

In case a child is born outside of Japan, obtaining Japanese nationality along with another foreign nationality, he/she must submit "Reservation of Japanese nationality" (*kokuseki ryūho*) document together with submitting the notification of birth within 3 months. If "Reservation of Japanese nationality" is not submitted within 3 months of the child's birthday, his/her Japanese nationality will be lost. The child will have dual nationality (having both Japanese and foreign nationality) with submission of Reservation of Japanese nationality. However, the Japanese law requires he/she to select one of the nationalities before the 22nd birthday[※].

※From April 1, 2022(Reiwa 4), it is by the age of 20.

B In Case both of the Parents are Foreign Nationals

If both of the parents are of foreign nationality, it is not possible for the child to obtain Japanese nationality despite the child being born in Japan. The child will obtain the foreign nationality of the parents in accordance with the law in each country of the parents. Procedures vary depending on the country. For more details including the procedure and required documents, please contact the embassy or consulate of the countries of origin located in Japan.

2-3 Other Procedures

A child without Japanese nationality and parents wish to stay past 60 days from the date of birth, the parents must apply for permission to acquire status of residence (E-3 2-4) within 30 days from the date of birth if the child is to stay. Also, the process of joining the health insurance system is necessary for the newborn baby. The process is performed in the municipality if the parents belong to the National Health Insurance (*kokumin kenkō hoken*), and in the workplace if they belong to the Employee's Health Insurance (*kenkō hoken*).

3 Expenses for Childbirth and Available Allowances

The period of hospitalization for childbirth is approximately one week and expenses are estimated to be between ¥300,000 to 500,000. Health insurance cannot be used for normal child birth except C-section since pregnancy or childbirth are not regarded as sicknesses. In the case of C-section, the insured woman only has to pay up to the limited amount if she shows a certificate of eligibility for limited health insurance payments (*gendogaku ninteisho*) at the hospital desk. To receive this certificate, the persons under national health insurance should contact a person in charge at their residential municipal office and the persons under Employee's Health Insurance should contact their employers or Health Insurance Society or Japan Health Insurance Association.

3-1 Lump Sum Birth Allowance (*shussan ikuji ichijikin*)

Members of the National Health Insurance (*kokumin kenkō hoken*) or the Employee's Health Insurance (*kenkō hoken*) are provided with a Lump Sum Birth Allowance (*shussan ikuji ichijikin*) per child upon childbirth. The payment goes directly from the municipal offices or the insurer (Health Insurance Society or Japan Health Insurance Association) to the medical institution so that pregnant women do not have to prepare the substantial expenses of childbirth in advance (Direct payment system).

3-2 Exemptions of paying National Pension / Health Insurance premiums

National Pension Primary insured persons such as business owners, students and so on will be exempted from paying premiums of National Pension for 4 months period from a month before childbirth expecting date or the exact date. (For multiple birth for 6 months, before and after 3 months of the birth) Employee's pension insured persons such as salary men and so on will be exempted from paying premiums of Employee's Pension and Health Insurance for 42 days (for multiple birth 98 days) before birth and 56 days after birth during maternity leave. Also, those who take childcare leave to take care of a child under 3 years old will be exempted from paying premiums. (E-37 3-2B)

3-3 Childbirth Allowance (*shussan teatekin*)

While a member of the Health Insurance is off from work because of the childbirth and does not receive wages from employer, Childbirth Allowance is offered for a maximum period between 42 days (98 days for a multiple pregnancy) prior to the (expected) date of the birth and 56 days after the date of birth. The amount of the allowance for an absence day is calculated as following: (Average amount of each standard monthly salary of the 12 months prior to the day of receiving the benefit ÷30 days x Two-thirds) (E-34 2-2B)

3-4 Childcare Leave Allowance (*ikujī kyūgyō kyūfukin*)

When the insured persons of the Employment insurance take childcare leave for their children below 1 year old (under certain conditions 1 year and 2 month old, meets additional requirements 1 year and 6 month or 2 years old) they can receive childcare leave allowance with certain conditions. Please find information on the procedure at the nearest Hello Work (E-63). For those who take maternity leave and childcare leave, the payment of social insurance is exempted during the period of leave.

3-5 Children's Allowance (*jidō teate*)

The persons who is caring for a child can receive this allowance until the first March 31 after the age of 15. There is an income limitation for this allowance. The children who do not have residential address in Japan cannot receive this allowance. The monthly amount of the allowance is 15, 000 yen until the previous day of child's 3rd birthday and 10,000 yen after the 3rd birthday. (However, for the third child among all children under 18, 15,000 yen is paid until March 31 after 12th birthday.) The children's allowance is paid in February, June and October every year for the amount accumulated up to the previous month. For more information, please refer to the municipal offices of your residence.

3-6 Free Child Education and Childcare

Kindergartens, nursery schools, certified children's clubs(Nintei Kodomoen) and so on is free of charge for all children with from 3 to 5 years of age and with from 0 to 2 years of age in residential tax free household. It is necessary to obtain "authorization of the necessity of childcare" from municipal offices for using day care service in kindergarten and uncertified day care center.

URL <https://www.youhomushouka.go.jp/about/> (Portuguese, Spanish, English, Chinese, Korean, Japanese)

4 Parenting

4-1 Health Checkups for Babies (*nyūyōji kenkō shinsa*)

Health checkups including examination of the baby's growth and development, measurement of height and weight, and parenting consultation are conducted for babies at 3-4 months old, 18 months old and 3 years old. The way it is carried out varies depending on each municipal office. Please contact the Public Health Center or Health Center of your residence.

4-2 Vaccination (*yobō sesshu*)

There are illnesses that can be prevented by vaccinations. Many vaccinations based on the Preventive Vaccination Act can be received free of charge. If you have inquiries or concerns, please contact your personal doctor or the municipal office.

4-3 Medical Expenses for Children

If you are a member of the Health Insurance, out-of-pocket medical expenses for children who are under elementary school age is normally 20%. However, in Aichi Prefecture, no medical expenses are necessary for hospital visits (for children who are up to pre-school age) and for hospitalization (for children who are up to middle school age). Additional allowances may be available in some municipalities. Please contact the municipal office of your residence for more details.

4-4 Day Care Center (*hoikusho*)

In the day care center, they look after pre-school children who cannot be cared at home due to the reasons such as both parents are working or are sick. The age of eligible children or available services vary depending on the day care centers. There are some day cares which provide childcare services outside normal working hours (early morning, night time, public holidays) and others which provide temporary childcare services for those who need assistance due to parents' sickness, hospitalization, accidents or fatigue from parenting. Please contact the municipal office or individual day care centers for more details. A list of day care centers in Aichi Prefecture is available on the Aichi Prefecture website (Japanese only).

URL <https://www.pref.aichi.jp/soshiki/kosodate/0000006166.html>

4-5 Certified Children's Club (*nintei kodomo en*)

Certified children's club (*nintei kodomo en*) is a facility function as both kindergarten (*yōchien*) and nursery school (*hoikuen*) offering education and childcare in one place. Children who are 3 years old or older can use this facility whether their parents work or not which is a big merit for children because they can continue to use the facility even if their parent's work conditions changes. The facility also serves as a place where other families with children who are not the members of the facilities can consult about child rearing and meet for social gathering. For more information, contact your local municipal office or each certified children's club (*nintei kodomo en*). The list of the facilities in Aichi prefecture can be checked at the prefectural website (Japanese only).

URL <https://www.pref.aichi.jp/0000016939.html>

4-6 After-school Children's Club (After School Care Program, *gakudō hoiku*)

The After-School Children's Club accepts elementary school students whose parents are away from home during the daytime due to work, providing appropriate play areas and social interaction by using the extra space in the children's centers or classrooms after school hours or during extended holidays. Please contact the municipal office of your residence for more details.

4-7 Family Support Center (*familī sapōto sentā*)

Family Support Center system which is established and operated mainly by the municipal governments accepts those who wish to receive childcare support and those who wish to offer childcare support as a member of the system to help each other in child rearing. They can pick your child up at your place when you are not able to take your child to the center. Temporary childcare services are also available for parents who have works or have to go out. Although the service is charged (the fee varies depending on the municipal), its on-demand services are the advantages of this system. Membership registration and other procedures are required prior to use of these services. Please contact the municipal office of your residence for more details.



Chapter 6 Education

1 Educational System in Japan

Compulsory education in Japan is a total of 9 years: 6 years of elementary school (6 to 12 years of age) and 3 years of junior high school (12 to 15 years of age). After graduating from junior high school, students may go to high school and then to university. The school year starts on April 1st and ends on March 31st. Each school year is divided into 1st Semester (April to August), 2nd Semester (September to December) and 3rd Semester (January to March). Please note that some schools operate on a two-semester system, with the first semester running from April to September, and the second semester from October to March. Although children of foreign nationals do not have obligations to attend elementary or junior high school or compulsory education school in Japan, they can attend a public elementary or a public junior high school if they wish.

Ministry of Education, Culture, Sports, Science and Technology

“Guidebook for Starting School”

It provides information on the procedures for entering Japanese schools in foreign languages.

URL https://www.mext.go.jp/a_menu/shotou/clarinet/003/1320860.htm

Aichi Prefecture “A Guidebook to Future Paths for Children with Foreign Backgrounds”

Aichi prefectural government publishes a guide book in foreign languages for children with foreign backgrounds to help them think about their future path.

URL <https://www.pref.aichi.jp/kokusai/escort/eng.pdf>

Aichi Prefecture “Japanese Study Material for Preschoolers with Foreign Backgrounds”

Aichi prefectural government publishes guide book “Enjoy 1st grade” for foreign children aged 5 and parents with foreign backgrounds to help them adjust themselves to school life and “Guide for entering elementary school before becoming 1st grade” to provide information about Japanese education system for parents in multiple languages.

URL <https://www.pref.aichi.jp/soshiki/tabunka/purekyouzai.html>

1-1 Elementary School (*shōgakkō*) and Junior High School (*chūgakkō*)

Households with children entering Elementary School as a first grader will receive the notice of schooling and other notices from local governmental office (about the prior medical examination and other matters) the summer of the previous year. Please follow the instructions in the notices accordingly. For those who want to enter public elementary or junior high school in the middle of the school term, the documents certifying that the residence of the child such as the residence card or the special permanent residence certificate are required. For more details, contact the board of education in your area.

Reference: Foreign Students Support Project Resource Room, Aichi University of Education “Elementary School Support Guide Book” and “Junior High School Support Guide Book”

URL <http://www.resource-room.aichi.edu-ac.jp/>

1-2 High School (*kōtō gakkō*)

High schools are categorized in three types: full-time (*zennichisei*), part-time (*teijisei*) and correspondence courses (*tsūshinsei*). A variety of curricula are offered including general (*futsūka*), industrial (*kōgyōka*) and commercial curricula (*shōgyōka*). Since high school education is not an obligation in Japan, students must pass a corresponding entrance exam to attend that high school. Please note that there are 11 full-time schools; Nagoya Minami High School General Course (Nagoya City), Nakagawa Shogyo High School Commercial Course (Nagoya City), Komaki High School General Course (Komaki City), Iwakura Sougou High School General Course (Iwakura City), Higashiura High School General Course (Higashiura Cho), Koromodai High School General Course (Toyota City), Toyota Engineering High School Industrial Course (Toyota City), Anjo Minami High School General Course (Anjo City), Chiryu High School General Course (Chiryu City), Toyohashi Nishi High School General Course (Toyohashi City) and Toyokawa Engineering High School Industrial Course (Toyokawa City). In addition, you can apply for “special care for foreign students on the entrance exam” in the part-time schools. There are some conditions for eligibility such as that prospective high school students must be at least over 4th grader in elementary school or within 6 years period of stay in Japan. For details of entrance systems, please contact the Upper Secondary Education Division (*kōtō gakkō kyōiku-ka*, TEL: 052-954-6786) of the Aichi Prefectural Board of Education for public schools. For details of private high schools, please contact each school directly.

1-3 Kindergarten (*yōchien*)

Kindergartens accept children of pre-school age (3 to 5 years of age). The new term begins in April every year and the applications for admission are usually accepted by a set deadline in the previous year. However, if there are openings available, they will accept the applications at any time. Fees for kindergarten is free of charge from October in 2019 (Reiwa 1st) For information about private kindergartens, please contact individual institution directly. For more information about public kindergartens, please contact the municipal office in your domicile.

Reference: **Foreign Students Support Project Resource Room, Aichi University of Education “Yochien Hoikuen Support Guide Book”**

URL <http://www.resource-room.aichi-edu.ac.jp/>

1-4 International School (*gaikokujin gakkō*)

In Japan, there are international schools where students can study in English, Chinese, Korean, Portuguese or Spanish. Graduates of such international schools may not be eligible to enter all Japanese universities. For more details, please contact each international school directly.

Brazilian School

There are 11 Brazilian schools in Aichi prefecture and 9 are recognized by the Ministry of Education of Brazil that are corresponding to kindergarten, elementary, junior high, and high school in Japan. For more information, contact each school.

Certified by the Ministry of Education of Brazil (able to continue the education after returning to Brazil.)

Name	Address	Telephone
EJA Interativo	440-0888 Toyohashi-shi Ekimae Ōdōri 3-48	0532-53-6690
Ii-Ei-Esu (Escola Alegria de Saber)	447-0867 Hekinan-shi Tajirimachi 4-53	0566-46-3404
	440-0086 Toyohashi-shi Shimojichō Aza Kado 10-1	0532-54-0450
	470-0345 Toyota-shi Higashihomicho Yamanota 66	0565-47-0020
Toyohashi International Academy	441-3134 Toyohashi-shi Oiwa-cho Kubota12-1	0532-21-8415
Colegio Emanuel	475-0061 Handa-shi Ichinokusa-cho 202-5	0569-58-8655
Escola Nectar	470-0335 Toyota-shi Aoki-cho 3-141 Sun Heights Sugi 1F	0565-46-1844
Escola Pintando o Sete	470-0344 Toyota-shi Homi-chō Rokutanda 155-1	0565-43-3987
Escola Sao Paulo Internacional (kindergarten)	446-0073 Anjō-shi Sasame-chō 1-3-4	0566-95-7363
Escola Sao Paulo Internacional (elementary/junior high/high school)	446-0062 Anjō-shi Meijihoncho 11	
Escola Paulo Freire Seto	489-0887 Seto-shi Hishinodai 1-3 Hishino dai3 Jyutaku 9 Tou 105	0561-76-0094

NOT certified by the Ministry of Education of Brazil

Name	Address	Telephone
Escola Sementinha De Jesus	447-0064 Hekinan-shi Nishiyama-cho 4-45	0566-46-3722
Escola de Education Infantil Cantinho da Tia Chechela	444-0241 Okazaki-shi Akashibu-cho Teramae 33-1	090-6464-2904

Schools Where Classes are Held in English in Aichi Prefecture

Nagoya International School (*nagoya kokusai gakuen*)

(Approved by Western Association of Schools and Colleges:(WASC)Council of International Schools (CIS), International Baccalaureate (IBO)

Certified with International Baccalaureate (IB), Primary Years Programme (PYP), Middle Years Programme (MYP), Diploma Programme (DP), Member school of JCIS

Address 463-0002 Nagoya-shi Moriyama-ku Nakashidami Minamihara 2686

TEL 052-736-2025 **URL** <http://www.nisjapan.net/>

International Christian Academy of Nagoya

(Approved by Western Association of Schools and Colleges: WASC,) Association of Christian Schools International (ACSI)

Address 480-1117 Nagakute-shi Kibutake 205 Villa Yuzan, 1F

TEL 0561-62-4196 **URL** <http://www.icanjapan.org/>

Aichi International School (Approved by Western Association of Schools and Colleges: WASC)

Address 465-0078 Nagoya-shi Meito-ku Nijigaoka3-4

TEL 052-788-2255 **URL** <http://nipais.com/>

Enishi International School

(Certified school by International Baccalaureate (IB) for Primary Years Programme (PYP))

Address 451-0044 Nagoya-shi Nishi-ku Kikui 2-12-32

TEL 052-581-0700 **URL** <http://www.enishi.ac.jp/>

1-5 Junior High School Night Class

In Junior High School Night Class, individuals who could not graduate from junior high school due to various reasons can study curriculums of junior high school and acquire the qualification of junior high school graduation. Classes are held in Nagoya-shi and the tuition is free of charge. Classes are held in Japanese but foreign residents can join. Application starts around January every year. For more information, please contact Aichi Education and Sports Foundation.

Aichi Education and Sports Foundation

Address 460-0007

Nagoya-shi Naka-ku Shinsakae 1-49-10 Aichi-ken Kyōiku Kaikan, 2F

TEL 052-242-1588 **URL** <http://aichi-kyo-spo.com/education/yakan/yakanchuugaku.html>

1-6 Junior High School Equivalence Examination (*chūgakkō sotsugyō teido nintei shiken*)

This is a national examination for those who were deferred or exempted from the study because of illness or some other unavoidable circumstance has the academic ability equivalent to graduate level education in junior high school. Successful candidates who successfully pass this exam will receive qualification of taking examination for high school. For more details, please contact the mandatory education section (*gimu kyōiku-ka*) of Aichi board of education (TEL: 052-954-6790) or the equivalency examination section 2 of the lifelong learning promotion division of the lifelong learning policy bureau (*shōgai gakushū suishin-ka, nintei-shiken dai2-gakari*) of the Ministry of Education, Culture, Sports, Science & Technology (TEL: 03-5253-4111).

URL https://www.mext.go.jp/a_menu/shotou/sotugyo/index.htm (Japanese only)

1-7 High School Equivalence Examination (*kōtō gakkō sotsugyō teido nintei shiken*)

This examination is for those who did not graduate from high schools for any reason but wish to take the entrance examination for college. The individuals who pass this exam will receive the qualification to take entrance exams for universities, colleges or vocational colleges in Japan. Also, they can use this certification to find a job or take certification exams. For more information, please contact Daini Equivalence Examination Section of the lifelong learning promotion division of the lifelong learning policy bureau in the Ministry of Education, Culture, Sports, Science and Technology (TEL: 03-5253-4111).

URL https://www.mext.go.jp/a_menu/koutou/shiken/index.htm (Japanese only)

Support Future Project for Young and Foreigners (*wakamono · gaikokujinn miraijyuku*)

This project offers free study support and counseling for those who take High School Equivalence Examination, as well as Japanese learner support for foreigners in Nagoya, Toyahashi, and Toyota. For more details please contact to Aichi Board of Education Lifelong Learning Division.

TEL 052-954-6780

URL <https://www.pref.aichi.soshiki/syogaigakushu/>

1-8 Step up School (Re-challenging lifelong learning school)

Step up School is for those who are 16 and above want to re-learn curriculum in elementary and junior high schools and strengthen basic Japanese and mathematics while working and learning Japanese. However, it is not for obtaining certification of junior high school degree. Every year in May, information of entry of setup school is announced on the website. Please contact Aichi Education and Sport Foundation for more details.

URL <http://aichi-kyo-spo.com/education/stepup/stepup.html>

2 Educational Support

2-1 School Expenses Subsidy System

This aid is intended to subsidize the costs of schooling for children in elementary and junior high school when parents have financial difficulties to allow their children to go to school. Consult the school or municipal board of education if you have difficulties in paying the expenses for school supplies, external school activities, school trips and school lunches as well as classroom materials. However, the amount of subsidies and income thresholds differ depending on the municipal government. Please contact the municipal board of education in your domicile for more details.

2-2 High School Tuition Support Fund

The high school tuition support fund is available for all motivated high school students to reduce the financial burden of educational expenses. So, they can devote themselves to studying without worrying about educational cost. No repayment is required.

To receive the "Tuition Support Fund", submit a prescribed application form along with a copy of My Number Card or my number notification card or a tax declaration certificate of an applicant and parents to your school in attendance. For more details, please contact and confirm your school or the Ministry of Education, Culture, Sports, Science and Technology in below URL address.

URL http://www.mext.go.jp/a_menu/shotou/mushouka/index.htm (Japanese only)

2-3 High School Supplemental Fund -Grants for Supplemental Scholarship-

High school supplemental fund is granted to households with low income in order to reduce their financial burden for education except school fee and ensure all students who are willing to receive education. No Repayment is required. Parents/guardians who meet the following conditions can apply for it.

Requirements for Students

- a. Person who entered as a first year student of high school since 2014 (Heisei26.)
- b. Person who has qualification to be a recipient for supplemental scholarship at the time of July 1st.

Requirements for Parents/Guardians

- c. Households under public assistance (occupational assistance) or person with all parents/guardians and so on under tax exemption of prefectural and municipal income tax.
- d. Person registered as resident in Aichi prefecture as of July 1st.

For more details, please contact the Upper Secondary Education Division (*kōtō gakkō kyōiku-ka*, TEL: 052-954-6785) of the Aichi Prefectural Board of Education for public schools. For private school information, contact each school enrolled or Private Education Promotion Section (*sigaku shinkō shitsu* TEL: 052-954-6187) of Education Promotion Division in Department of Community Affairs of Aichi Prefectural government

2-4 Scholarship Program

In Aichi prefecture, scholarship (No repayment) and loans (Repayment) are available to support for those who are willing to study in high schools and specialized high schools.

A Scholarship loan for high school and specialized high school students

Scholarship required repayments (student loans) for high school and specialized high school students who need financial assistance to study at schools. In principle those who are Japanese nationality, foreign nationality with permanent residency or special permanent residency can apply for this scholarship loan. For more details please contact High School Education Section of Aichi Board of Education (Tel: 052-954-6785) or ask the school you are attending.

B Scholarship and Scholarship loan for Junior College Students, Vocational School Students

The Japan Student Service Organization (JASSO) offers scholarship program for junior college, vocational school and university students. There are two types of scholarship program: loan-based scholarship and grant-type scholarship. The amount of scholarship per month varies depending on the conditions. Moreover, there are two types of loan-based scholarship, either with or without interest. Please contact the financial aid office of your school for details.

Japan Student Services Organization (JASSO)

URL <https://www.jasso.go.jp/>

C Scholarships for International Students

Scholarships for international students are provided by the Japanese government (Ministry of Education, Culture, Sports, Science and Technology), the Japan Student Services Organization (JASSO) and municipal governments. The list of available scholarships can be checked in the brochure of “Scholarships for International Students in Japan” available in Japanese and English annually published by the Japan Student Services Organization.

URL <https://www.studyinjapan.go.jp/ja/planning/about-scholarship/>

3 Learning Japanese

3-1 Japanese Language Proficiency Test (JLPT, *nihongo nōryoku shiken*)

This test is to measure and certify Japanese language proficiency of the persons whose mother language is not Japanese in Japan and outside of Japan. Test is conducted every July and December. Only internet application is available. For details, check the following English/Japanese website of JEES (Japan Educational Exchanges and Services).

Test Overview

Organizer	Japan Educational Exchanges and Services, Japan Foundation
Test Dates	July/December (twice a year)
Website	https://info.jees-jlpt.jp/

3-2 How to Learn Japanese

You can learn Japanese at Japanese language schools or Japanese language classes held by municipal governments and volunteer groups. The Aichi International Association also provides Japanese language classes (E-61.)

You can search information on the web site about the Japanese language schools recognized by the Association for the Promotion of Japanese Language Education (*nihongo kyōiku shinkō kyōkai*) (233 schools as of March 31st, 2020 (Reiwa 2)) (<https://www.nisshinkyo.org/>) in Japanese, English, Chinese (simplified Chinese, traditional Chinese) and Korean.



Chapter 7

Medical/Pension/Welfare

1 Medical Institutions

Medical institutions in Japan have various departments. There are large-scale medical institutions (*byōin*) equipped for hospitalization and treatment including operations and also small-scale clinics (*iin* or *shinryojō*) where one can get routine follow ups.

Choose a medical institution according to your conditions of disease or injury. Furthermore, when you are not sure which department to go to in large-scale medical institutions, ask the staff at the reception desk telling your symptoms. They maybe able to provide an assistance in determining which department can help you best with your symptoms

Bring your health insurance card when you go see a doctor. By presenting the card, you can receive medical treatment with only paying part of the medical fee. If you do not present the health insurance card or you have not enrolled in the medical insurance system, you must pay the full amount of the medical fees (refer to Medical insurance, E-33).

Major Departments

Internal medicine (<i>naika</i>)	This department offers treatments mainly using medication. It treats colds and other sickness in general. When you are not sure about your medical condition, it is recommended to go to the internal medicine department first.
Surgery (<i>geka</i>)	This department offers treatments for external injuries and performs operations.
Pediatric (<i>shōnika</i>)	This department treats general sicknesses for children under 16 years old.
Orthopedic surgery (<i>seikei geka</i>)	This department provides medical treatments related to bones, joints and muscles (such as broken bones, sprains and back pains.)
Ophthalmology (<i>ganka</i>)	This department treats eye diseases in general and also provides vision tests.
Dentistry (<i>shika</i>)	This department provides medical treatment on teeth, including cavity treatment.

Other than the above, there are departments such as obstetrics and gynecology (*sanfujinka*), otolaryngology (*jibiinkōka*), dermatology (*hifuka*), urology (*hinyōkika*) and psychiatry (*seishinka*).

List of Multilingual Explanation Forms

Ministry of Health, Labor and Welfare offers "List of multilingual explanation forms" containing multi-language documents for medical care on the website below.

URL https://www.mhlw.go.jp/stf/seisakunitsuite/bunya/kenkou_iryou/iryou/kokusai/setsumei-ml.html

Multilingual Medical Questionnaire

This is a multilingual medical questionnaire prepared by International Community Hearty Konandai and the Kanagawa International Foundation. You can search by category and language.

Kanagawa International Foundation

URL <http://www.kifjp.org/medical/>

1-1 Multilingual Medical Institutions

You can search for medical institutions where foreign language services are available on the Internet, by phone or fax.

Aichi Emergency Medical Guide

You can search for emergency medical institutions in Aichi prefecture in English, Portuguese, Chinses, and Korean. Also, you can search medical institutions where multilanguage services are available

URL <https://www.qq.pref.aichi.jp/>

You can also acquire information by automatic answering services through voice or fax in multiple languages.

TEL/FAX 050-5810-5884

Language Portuguese, Spanish English, Chinese, and Korean

Aichi Medical Information Net

You can search for medical information of hospitals, clinics, dental clinics, drug stores and midwifery centers (*josanjo*) in Aichi prefecture where foreign language services are available.

URL <https://iryojoho.pref.aichi.jp/>

You can receive interpretation/translation services in some medical institutions as below.

Aichi Medical Interpretation System (AiMIS)

- **Dispatching of interpreters**

Medical interpreters with knowledge and skills who were trained with the collaboration of the prefectural universities will be dispatched.

- **Telephone interpretations**

Offer telephone interpretation service between patients and medical staff for the first time medical consultation at emergency situation or at other times.

- **Text translations**

Offer document translation for referral forms of medical institution and other related documents.

***Service language** Portuguese, Spanish, English, Chinese, Filipino/Tagalog and Korean (telephone interpretation only) for other languages, please check the website below.

For further information on how to use the system or the list of medical institutions offering this service, contact the management office of Aichi Medical Interpretation System.

TEL 050-5814-7263 (Operation office) (Japanese only)

Hour Monday to Friday, 9:00 to 17:30

URL <http://www.aichi-iryoku-tsu-yaku-system.com/>

2 Medical Insurance

2-1 Medical Insurance System in Japan

The purpose of health insurance system of Japan is to reduce medical expenses incurred by the insured in case of injury or illness. All residents of Japan, regardless of nationality, must enroll in a public medical insurance plan. Medical insurance includes Employees' Health Insurance for workers and their dependents and National Health Insurance for the other people. Upon signing up for health insurance, an insurance card will be issued and you can get the medical treatment when you suffer from injury or illness by showing the card and paying part of the cost at the medical institution.

However, in case of the countries that have concluded the social security agreement with Japan, they may not need to enroll the social insurance in Japan so that they can avoid duplicate enrollment of social security plans (It is necessary for them to verify that they are insured by the appropriate insurance that covers the expenses of the medical treatments received in Japan.) For more information, please check the website of Japan Pension Service.

URL <https://www.nenkin.go.jp/international/english/international/socialsecurity.html>

2-2 Employees' Health Insurance (*Shakai hoken*)

Those who work as regular workers for company or organization with the Employees' Health Insurance system are insured to the plan regardless of the nationality of the workers. The employer carries out the necessary procedures.

A Insurance Premiums

The amounts of the Insurance Premiums are determined according to the worker's wages and the employee sharing the cost of contributions on a fifty to fifty basis. The employer deducts the insurance premium from the employee's salary.

Contact

National Health Insurance Association, Aichi (*kyōkai kempo*)

Address 450-6363 Nagoya-shi Nakamura-ku Meieki 1-1-1 JP Tower Nagoya, 23F

Telephone 052-856-1490

Hour 8:30~17:15 (weekdays)

URL <https://www.kyoukaikenpo.or.jp/shibu/aichi/>

B Benefits

a. Accident and Sickness Allowance (*shōbyō teatekin*)

When an insured person is absence from work without payment for more than 4 days including 3 consecutive days counting from the first day due to illness or injury unrelated to work, he/she will receive benefit from the fourth day of absences in the amount of “Average of each standard monthly salary from the previous 12 months prior to the day of receiving the benefit ÷30 days x Two-thirds” for each absent day (For a maximum 1 year and 6 months).

b. Maternity Benefit (*shussan teatekin*)

This is payable when an insured person takes a leave of absence for a childbirth without wage during a maximum of 42 days (for multiple births 98 days) prior to delivery (or expected date of birth) and up to 56 days after the delivery, will receive benefit of “Average of each standard monthly salary of the 12 months prior to the day of receiving the benefit ÷ 30 days x Two-thirds” for each day of absence from work. (E-25 3-3)

2-3 National Health Insurance (*kokumin kenkō hoken*)

Foreign nationals who are subject to basic residence registration system who are under 75 of age and do not have any other public medical insurance such as Employees' Health Insurance are required to join the National Health Insurance operated by local municipal offices. Procedures for enrollment should be completed in person at your local municipal offices within 14 days of the below mentioned events.

- a. When you complete your resident registration
- b. When you move in from another municipality
- c. When you are separated from the health insurance of your workplace
- d. When you give birth (for your baby)

Please be noted if persons with the residence permit of less than 3 months, which is unnecessary for registration of residence, are expected to reside longer than 3 months, they may have to enroll in this insurance. For further information, please contact your local municipal office.

A Insurance Premiums (Tax)

Head of the household memberships of the National Health Insurance are obliged to pay the insurance premiums (tax). The amounts of payment are determined based on the number of the family members and the household income of the previous year. The household heads will pay the insurance premiums (tax) in installments of yearly payment by each deadline through the financial institutions. There are two payment methods; going to the municipal office or financial institution with the statements to pay directly; create a direct debit or account-to-account transfer (Depending on the municipalities, premiums can be paid at a convenience stores). Also, the collectors will visit your residence for payment.

You pay insurance premiums (tax) from the month you obtained the qualification of the National Health insurance not by the basis of the report date of your enrollment.

Moreover, there is a possibility of insurance fee (tax) exemption when it becomes difficult to pay insurance premiums due to disasters, unemployment, bankruptcy etc. Please consult the municipal offices in which you reside for further information.

B Insurance Cards (*kokumin kenko hoken hi-hokensha-shō*)

The insurance cards are issued at the time of enrollment to the National Health Insurance. The card proves that you have a membership of the National Health Insurance. Present it at the medical institution desk when you see a doctor. Act of lending/borrowing or selling/buying of the insurance cards is prohibited and subject of legal punishment.

C Loss of Insurance Coverage

If an individual falls into one of the following categories, the individual will no longer be covered by national health care. The necessary steps must be completed at your local municipal office within 14 days and the insurance card must be returned.

- a. When you are about to return to your home country
- b. When you are about to move to another municipal area
- c. When you receive a Employees' Health Insurance plan at your workplace
- d. On death of a covered individual
- e. When you become eligible for the Medical Insurance System for the Elderly (medical system covers those who become 75 years old and those who are over 65 of age with recognition of certain disabilities) (no need for subscription procedures when you reach 75).

In the event of someone receiving medical treatments and pay the medical bills using a health insurance card after it should have been return to a municipal office, the person whom used the card must pay back the medical fees covered by the National Health Insurance.

2-4 Latter-stage Medical Care System for the Elderly (*kōki kōreisha iryō seido*)

Latter-stage Medical Care System for the Elderly is a system established to ensure that the elderly people can receive continuous medical care. Latter-stage Medical Care System Extensive Association, established on a prefectural basis and consisted of members of municipalities, operates the system with the cooperation of the municipalities.

A Eligible Individuals (For Foreigner)

Anyone who falls into one of the following categories will be insured by the Latter-stage Medical Care System for the Elderly. However, if your residency status is designated activities and the activity has a medical purpose or sight-seeing and recreation purposes, you cannot be enrolled in this system. Once you are enrolled in this system, you must leave the health insurance plans enrolled before, such as National Health Insurance (*kokumin kenkō hoken*), Health Insurance Association (*kenkō hoken kumiai*), Health Association (*kyōkai kenpo*) and Mutual Aid Association (*kyōsai kumiai*).

a. Individuals 75 of age and older

Individuals will be enrolled on the day of his or her 75th birthday. No particular procedure is necessary.

b. Individuals between 65 ~74 of age with certain disabilities*

Individuals in this category can be enrolled in Latter-stage Medical Care System for the Elderly if approved by Latter-stage Medical Care System Extensive Association. Those who are interested in enrollment, apply at the municipal office in your domicile.

Those who were approved to be enrolled once can withdraw the disabilities recognition at any time until age 74 and change to the other health insurance plans.

※ “Individuals with certain disabilities” are those who possess:

- An identification booklet for disabled of the 1st, 2nd and 3rd degrees, 4th degrees (Vocal, language, lower extremities of No. 1, 3 and 4)
- An identification booklet for child needing special care (*ryoiku / aigo*) for criteria A (1st and 2nd degrees)
- A health and welfare booklet for mentally disabled of 1st and 2nd degrees

B Insurance Premiums (*hoken-ryō*)

The annual insurance premium is the sum of “the amount to be paid based on the income of the insured” and “the amount equally-divided among all the insured members” (Fixed amount). The premium is reviewed every 2 years.

2-5 Medical Insurance Table

		Health Insurance (Social Insurance)	National Health Insurance	Latter-stage Medical Insurance for elderly
References		National Health Insurance Association, Aichi (<i>kyōkaikempo</i>)	Municipal office	Municipal office
Insured Person		Full time worker in workplace covered by social security	Those who are registered as residents and less than 75 years old	Those who are 75 years old and above or have certain disability with age between 65 and 74 years old
Insurance Premiums		Determined by the amount of salary, paid 50 % each by company and insured person	Determined by number of family member or income earned in the previous year per household	Determined by the income of insured person. Re-examined every 2 years
Benefits	Medical expenses etc. (<i>iryōhi</i>)	70% covered by insurance, 30% to be paid out of pocket. 80 % covered for preschoolers. 80% covered for 70-75 years old. (But 70% for those with income comparable to current workforce)	70% covered by insurance, 30% to be paid out of pocket for those who are less than 70 years old. 80% covered for 70-74years old. (But 70% for those with income comparable to current workforce)	90% covered by insurance, 10 % to be paid out of pocket. (70% covered and 30% to be paid out of pocket for those who with income comparable to current workforce)
	Accident and sickness allowance (<i>shōbyōteate</i>)	Yes (Refer to 2-2 B-a)	None	None
	Lum-sum allowance for childbirth and childcare (<i>shussan ikuji ichijikin</i>)	¥420,000 for per child (if a child is delivered in non-Obstetric Compensation System medical institutions or in oversea it is ¥404,000 per child)	¥420,000 per child (if a child is delivered in non-Obstetric Compensation System medical institutions it is ¥404,000 per child) In case of stillbirth and miscarriage after 85days pregnancy it is also paid.	None
	Maternity Benefit	Yes (Refer to 2-2 B-b)	None	None
	Medical Expense for Treatment (<i>ryōyō hi</i>)	When paying the full amount of medical expenses for the following situations, a part of the expenses will be reimbursed by submitting an application under the approval of insurer. <ul style="list-style-type: none"> • Receiving medical treatment when you are not carrying your insurance card • Making medical accessories such as corset by the instructions of the doctor • Expense of the blood transfused when receiving blood transfusions • Receiving medical treatment during a stay at overseas 		

		Health Insurance (Social Insurance)	National Health Insurance	Latter-stage Medical Insurance for elderly
Benefits	High-Cost Medical Expenses (<i>kōgaku ryōyō hi</i>)	In case the amount of personal payment during one month surpasses the fixed limit amount, the exceeded amount of expenses will be reimbursed upon request.		
		With showing “Ceiling amount applied authorization certificate of the medical cost” together with the insurance card to the medical institution desk, the payments of one month (from the first day of the month to the end) will be reduced to the limited amounts.	With showing “Ceiling amount applied authorization certificate of the medical cost” together with the insurance card to the medical institution desk, the payments of one month (from the first day of the month to the end) will be reduced to the limited amounts. (※)	When the out-of-pocket medical expenses of a month surpasses the limit of the amount to be borne (which is determined according to the conditions including income), the exceeded amount of expense will be reimbursed. Application is necessary for the first reimbursement.
	High-cost Long- Term Care Insurance combined with medical care expenses (<i>kōgaku kaigo gassan ryōyō hi</i>)	When the total of the out-of-pocket long-term care insurance combined with out-of-pocket medical expenses in household with nursing care insurance recipient paid in a year surpasses the limit of the amount to be borne (which is determined by amount of income), the exceeded amount of expenses will be reimbursed by submitting an application.		
	Hospital Meal Expenses (<i>nyuinji shokujū ryōyō hi</i>)	Expenses for meals during hospitalization, the insured person pays up to the pre-determined amount. However, when the hospitalized individual meets certain requirements, meal expenses may be reduced by applying.		
	Expenses for Medical Treatment such as Judo Therapy, Acupuncture & Moxibustion and Massage (<i>jūdōseifuku, shinkyū, anma, massagi sejutu ryōyō hi</i>)	For treatment by a Judo Therapist (traditional Japanese medical practices at Osteopathic or Orthopedic Clinic) or by a practitioner of Acupuncture and Moxibustion, there are cases you may or may not be able to use your insurance card.		
	Expenses for Home-Visiting Nursing Care (<i>hōmonkango ryōyō hi</i>)	When a person who is receiving treatment at home uses a home-visiting nursing care services provided by the Home-Visiting Nursing Care Station by the instruction of one’s primary doctor, its cost will be paid as Home-Visiting Nursing Care services. (<i>gennbutsukyūufu</i>)	When a person who is receiving treatment at home uses a home-visiting nursing care services provided by the Home-Visiting Nursing Care Station by the instruction of one’s primary doctor, the person pays the part of the fees. (10% to 30% of the cost of the home-visiting nursing care)	
	Expenses of Medical Treatment Involving Uninsured Treatment (<i>hokengai heiyō ryōyō hi</i>)	When receiving medical treatments not covered by insurance, one must pay the full amount of the expenses even if the part of the treatment is entitled to be covered by the insurance. However, if certain conditions are met, the insurance covers some standard treatments (consultation, medications for examinations and hospitalization fees)		
	Transfer Expenses (<i>isō hi</i>)	When transferring to the medical institutions or hospital is necessary for treatment instructed by a doctor, insurance may cover the actual expenses recognized by the insurer.	In case patients are transferred from one medical facility to another when a hospitalization or a transfer of hospital is needed for treatment, the cost of transfer will be paid within the limit of approval of the insurer	In case the patient has difficulty in physical movement due to injury, illness or other reasons and needed to be transferred temporarily or urgently by the instruction of the doctor, insurance may cover the cost of transportation.
	Funeral Expenses (<i>maisō ryo or maisō hi</i>)	Maisō ryo A family member will be paid ¥50,000 upon the death of an insured person himself or the dependent of the insured person. (In case of payment as funeral expenses, the actual expense needed for cremation will be paid within the limits of ¥50,000	Maisō hi If a nationally insured person dies, the individual who conducts the funeral for the deceased will be paid a certain amount of money. The amount of the benefits varies depending on the municipal governments	Maisō hi When an insured person dies, ¥50,000 will be paid to the individual who conducts funeral for the deceased.

(※) “Certificate of Recipient of Children’s Medical Benefit” for children from 0 to 15-year-old (until the first March 31 after reaching age of 15) and “Certification of Recipient of Latter-stage” for those who are 70 to 74 years of age is required to be present. However, eligibility such as age range, method of payment, and with or without limit of income differs depending on each municipal. For more details please contact to the municipal office where you live.

3 Public Pension System (*nenkin seido*)

3-1 Pension System in Japan

The public pension system of Japan is for the secure living for old age, disability or death and requires all residents in Japan to join. The public pension system includes the National Pension (*kokumin nenkin*) and Employees' Pension Insurance (*kōsei nenkin hoken*). The National Pension is designed to provide Basic Pension depending on the enrollment period or amount been paid. The Employees' Pension Insurance or mutual aid pensions are planned to provide members with additional pension generally proportional to each individual's income that can be added to the basic pension. Japan Pension Service sends *Nenkin Teikibin* (a post card or letter) written in Japanese to all subscribers of public pension on the birthday of pension subscribers every year. *Nenkin Teikibin* includes pension records such as the period of subscription and the amount of pension premium paid. Also, please refer to 3-4 of page E-38 "Lump sum withdraw payment" for information about payed in pension of a foreign national who is leaving Japan.

3-2 National Pension Plan (*kokumin nenkin*)

Any person residing in Japan between the age 20 and 60, regardless of nationality, are required by law to enroll in the national pension plan and pay pension premiums. However, there are exemption and grace system of pension premiums, such as "Special Student Payment System for Student" "Exemption system for the period of before and after childbirth" "Special exemption system for a person damaged by DV" These systems are applied to in various cases.

Japan Pension Services

National Pension System (materials in Multilanguage)

URL <https://www.nenkin.go.jp/pamphlet/kokunenseido.html>

A Membership and Procedures

a. Category I Insured Persons

Those who are between the age of 20 and 60 reside in Japan and do not qualify for Category II or III. The insured person must complete an application in person at the local municipal office.

b. Category II Insured Persons

Those who work for a company or factory and are members of the Employees' Pension Insurance (*kōsei nenkin hoken*) or other pension programs. The procedure is conducted by the employer.

c. Category III Insured Persons

Those who are dependent spouses of a category II insured person between the ages of 20 and 60. The procedure is conducted by the spouse (category II insured person) through the company that are the workers' places of employment.

B Premiums (Category I Insured Persons)

The monthly premiums are determine yearly. When you receive a insurance invoice from the Japan Pension Service, you should pay the specified amount by the end of the next month. If you are having trouble to make the payments due to a low income or other reasons, you could apply for the exemption of the contributions at your local municipal offices. If accepted, the full or part of the premium will be exempted. In addition, before and after the childbirth, national pension premiums are exempted for 4 months from one month before the scheduled date or the birth date (for 6 months from 3 months before the scheduled date or the birth date in the case of multiple pregnancy) As for the exemption of before and after the childbirth (E-24 3-2)

C Benefits

The following basic pensions will be paid according to the specific requirements. Apart from some exceptions, even those who are residing overseas are also able to receive benefits.

a. Old-age Basic Pension (*rōrei kiso nenkin*)

If the total coverage periods which include the contribution-paid periods as well as the contribution-exempted periods (reduced contribution-paid period in the case of partial waiver) are 25 years or more (10 years or more starting from August 1, 2017), the Old-age Basic Pension is paid at the age of 65.

b. Disability Basic Pension (*shōgai kiso nenkin*)

If the members become unable to work due to illness or injury, the Disability Basic Pension will be paid to the member based on a level of disability.

c. Survivors' Basic Pension (*izoku kiso nenkin*)

If an insured person dies, the Survivors' Basic Pension will be paid to the spouse who takes care of the dependent children aged under 18 or to the children aged under 18.

3-3 Employees' Pension Insurance (*kōsei nenkin hoken*)

In principle, a person who is employed by a company or factory that is a member of the Social Insurance scheme has responsibility to enroll him or her in the Employees' Pension Insurance.

A Membership and Procedures

A person under 70 years old who is employed by a company or a factory under certain conditions are covered by the Employees' Pension Insurance. In principle, those under 65 years old will be insured under the category II of the National Pension. The procedure is conducted by the employer.

B Premiums

The contribution amount of premium is determined according to the wages, and is shared 50 % each by the owner of business and employee*. Employer deducts 50% of the insurance premium from the employee's salary. As for exception for pre-birth and after-birth period, please refer to 3-2 of page E-24 "Exception of paying National Pension/ Health Insurance premiums"

※The share of health insurance premiums at business establishment is determined by the rules of Health Insurance Association.

C Benefits

The Old-age Basic Pension, Disability Basic Pension and Survivors' Basic Pension will be provided if they meet the category requirements.

3-4 Lump-sum Withdrawal Payment (*dattai ichiji kin*)

A Lump-sum Withdrawal Payments are granted on request to persons who satisfy the following conditions after they withdraw from the pension schemes and file a claim within 2 years of leaving Japan. However, if you do not perform notification of moving out (*tenshutsu todoke*) in the municipality, you cannot claim payment during the period of validity of the permission of reentry. The amount will be determined depending on the insured period or the period of insurance premium payment. Please note that income tax is not withheld from the Lump-sum Withdrawal Payment of the National Pension, but 20.42% of withholding tax and others will be deducted when receiving the Lump-sum Withdrawal Payment of the Employees' Pension Insurance. Those who have been members of the pension system in a country which has a treaty with Japan regarding the common affiliation period calculation perhaps can receive, according to certain conditions, the pension of Japan and another country by calculating the total period of membership in both countries. However, if you receive the Lump-sum Withdrawal Payment, the period corresponding to the paid amount cannot be summed up.

Eligibility Conditions

- a. Persons who do not possess Japanese citizenship.
- b. Persons who have paid National Pension contributions as a Category I insured person for a total of six months or more including; a) number of month you paid full amount contribution, b) 3/4 of your coverage periods exempt from 1/4 contribution payment, c) half of your coverage periods exempt from half contribution payment, and d) 1/4 of your coverage periods exempt from 3/4 contribution payment or you have coverage periods under the Employees' Pension Insurance system for six months or more.
- c. Persons who do not have a place of residence in Japan.
- d. Persons who never have been qualified for receipt of pension benefit including Disability Allowance.

Information on Lump-sum Withdrawal Payment

You can check the information on the lump-sum withdrawal payment and download the application form from the website of Japan Pension Service.

URL <https://www.nenkin.go.jp/international/english/lumpsum/lumpsum.html> (Multilanguage)

3-5 Pension System Table

Category	Category I Insured Person	Category II Insured Person	Category III Insured Person
Insurance System	National Pension Insurance (<i>kokumin nenkin</i>)	National Pension Insurance (<i>kokumin nenkin</i>) Employees' Pension Insurance (<i>kōsei nenkin hoken</i>)	National Pension Insurance (<i>kokumin nenkin</i>)
Eligible Person	Farmers, fishermen, self-employed persons, students, unemployed persons etc. with age between 20 and 59.	Persons employed by a company, civil servants etc.,	Persons residing in Japan and a dependent spouse of a category II insured person between the ages of 20 and 59. (with annual income of less than ¥1,300,000)
Registration Method	Register in Municipal offices where you live	Registered by the employer through the workplace	Registered by the employer through the workplace of Category II insured person
Method of paying premiums	<ul style="list-style-type: none"> Each insured person must pay Amount of premiums is determined in each year 	<ul style="list-style-type: none"> Paid through the workplace (deducted from the salary) Premiums is calculated by multiplying monthly salary (※1) and bonus(※2) with common premiums rate. (Shared with insured person and employer) 	<ul style="list-style-type: none"> No premiums payment (Bearing by Category II insured person's membership)
Benefits	<div style="border: 1px solid black; border-radius: 15px; padding: 10px; margin-bottom: 10px;"> <p>Employees' Pension Insurance</p> <ul style="list-style-type: none"> Old-age Employees' Pension Disability Employees' Pension Survivors' Employees' Pension </div> <div style="border: 1px solid black; border-radius: 15px; padding: 10px;"> <p>National Pension (Basic Pension)</p> <ul style="list-style-type: none"> Old-age Basic Pension Disability Basic Pension Survivors' Basic Pension </div>		

※1. Standardized Monthly Remuneration calculated based on insured person's salary

※2. Standardized Amount of Bonus

3-6 Reference

Pension Telephone Service (*nenkin daiyaru*)

Telephone 0570-05-1165 (navigation dial)
(If your phone number starts with 050, call 03-6700-1165)
※When Monday is holiday, the service will be open till 19:00 on the next day.

Hour Monday 8:30 to 19:00
Tuesday to Friday 8:30 to 17:15
2nd Saturday 9:30 to 16:00
Services are closed on Saturdays (except 2nd), Sundays, national holidays and 12/29-1/3

Appointment for Visitation "Call for an appointment only"

Telephone 0570-05-4890 (navigation dial)
(If your phone number starts with 050, call 03-6631-7521)

Hours Monday to Friday 8:30 to 17:15
(Closed on Saturdays, Sundays, Holidays and 12/29-1/3)

Pension Membership Dial

General inquiries related Pension Membership :

For members of National Pension Plan

Telephone 0570-003-004 (navigation dial)
(If your phone number starts with 050, call to 03-6630-2525)

For members of Employees' Pension Plan and employers

Telephone 0570-007-123 (navigation dial)
(If your phone number starts with 050, call to 03-6837-2913)

Hours Monday to Friday 8:30-19:00
2nd Saturday 9:30-16:00

Services are closed on Saturdays (except 2nd), Sundays, national holidays and 12/29-1/3

※ If you don't understand voice guidance, please wait for a while so that the line will automatically be connected to the person in charge.

※ Hours for multilanguage services: Monday to Friday 9:00-17:00
(Closed on national holidays and 12/29-1/3)

※ Available languages: Portuguese, Spanish, English, Chinese, Philipino/Tagalog, Vietnamese, Nepali, Indonesian, Thai, Korean

※ For more details please contact your local pension office. (E-64)

4 Long-term Care Insurance (*kaigo hoken*)

4-1 Long-term Care Insurance

This system, managed by the municipalities, has the form of insurance whereby the society as a whole performed a work of mutual support to assist people who require care. Those who require assistance, such as bedridden, dementia or requiring support to carry out their daily lives, can use the nursing care services with payment of 10 or 30 percent of the cost according to income. Please contact the municipal office for more details.

Reference: Aichi Prefectural "Guidebook for long-term care insurance and welfare for elderly"

URL <https://www.pref.aichi.jp/shoshiki/korei/guidebook.html>

A Insured Individuals (for Foreign Residents)

The insurance is aimed at people who meet all the conditions stated below.

- a. Persons who have completed resident registration (sometimes also includes persons with residence permit less than 3 months, which does not apply the system of residence registration, if expected to reside for a time exceeding this period).
- b. At least 65 years old or between 40 and 65 years old and covered by public medical insurance in Japan.

B Insurance Premiums

a. Residents 65 years old and older

The insurance premium is different depending on the local municipality, however, the usual method of levy is set around 9 levels according to the income. The payment should be made according to the payment notice sent by the municipal office. However, if the total amount received by public pensions (such as for example the pensions for old age, *rōrei nenkin*) is equal to or higher than the 15,000 yen per month, the fee is deducted directly from the pension.

b. Residents between the ages 40 and less than 65

It is paid as an additional amount added to the fee for the insurance. The method of calculation and the value of the fee vary depending on the factors such as the type of health insurance, wages, income or the assets available.

4-2 How to Receive Nursing Care Services

To use long-term care insurance services, you need to apply for the service at the local municipal office and get the certification on the level of care necessity. Based on the certification result, in-home care management service (care prevention management) support providers make a care plan (care service plan based on the needs and physical and mental conditions of the user) to provide necessary care service. Users can make their own plans by themselves.

5 Disability

Concerning the welfare services for the people with disabilities, consult the municipal office in your domicile. The municipal offices offer general consultation about the welfare services such as issuing the identification booklet for the disabled and for subsidy for medical expenses.

As for the welfare services for the disabled persons, please see the Welfare Guidebook (Japanese only) issued by Aichi Prefecture.

Reference: Aichi Prefectural Office “Welfare Guidebook 2020 (Reiwa 2nd)”
URL <https://www.pref.aichi.jp/soshiki/shogai/0000077181.html>

5-1 Identification Booklet for the Disabled

An identification booklet for the disabled is issued upon the request to the persons who have certain impairments on his/her physical, intellectual or mental area. When the identification booklet is issued, he/she is able to use various services in accordance with the type and the level of the disability such as various benefits, various tax reduction or fare discounts for the public transportations. The application for this identification booklet is administered in the municipal office in your domicile.

5-2 Special Child Rearing Allowance (*tokubetsu jidō fuyō teate*)

The households who are rearing children under 20 mentally or physically impaired under certain conditions receive Special Child Rearing Allowance (with restrictions by income). For more details please contact to local municipal office.

6 Single Parent Household

Various support systems are available for assisting single parent households.

6-1 Child Rearing Allowance (*jidō fuyō teate*)

In cases of single parent households by the result of divorce or other reasons, if they are rearing children under 18 (under 20 for children with special needs), he/she can receive child rearing allowances. The amount of the allowances is determined depending on the conditions such as the number of children the recipients are rearing and the income. (As of April, 2019(Reiwa1), it varies from ¥10,180 to ¥43,160 monthly per child, from ¥5,100 to ¥10,190 added to the 2nd child, and from ¥3,060 to ¥6,110 added from the 3rd child onward.) One may not be able to receive the allowance in such cases where they have earned an income above a certain level. Please contact the municipal office in your domicile for further information.

6-2 Aichi Orphan Allowance (*aichi-ken iji teate*)

In the cases of single parent households due to divorce or other reasons, if they rearing children under 18, he/she can receive this allowance for maximum of 5 years. Some families may not be able to receive the allowance if their income is above a certain level. Please contact the municipal office in your domicile for further information.

6-3 Medical System for Single Parent Household

In cases of single parent households, where the children under 18 years old or the parent receive medical services in the medical institutions, they can receive the out of pocket expenses in the health insurance. Families may not be able to receive the allowance if their income is above a certain level. Please contact the municipal office in your domicile for further information.

Consultations by single parent support counselor

Single parent support counselors in each city and prefectural welfare offices offer comprehensive consultations such as life support, child rearing and employment to support single parent households.

※To use this service, city residents contact city offices, and town/village residents contact the prefectural welfare consultation center of each local area (refer to page E-66 for the list of prefectural welfare consultation centers).



Chapter 8

Tax

1 Tax System in Japan

Those who live in Japan, including foreign nationals, have the obligation to pay taxes. In Japan, tax is divided into national tax (*koku-zei*) which is paid to the national government and local tax (*chihō-zei*) which is paid to prefectures or municipalities. Typical national taxes include income tax (*shotoku-zei*), and local taxes include residential tax (*jūmin-zei*) and motor vehicle tax (*jidōsha-zei*). Moreover, taxes such as income tax and residential tax are classified as direct tax (*chokusetsu-zei*) and taxes such as the consumption tax (*shōhi-zei*) are classified as indirect tax (*kansetsu-zei*).

2 Income Tax (*shotoku-zei*)

2-1 Income Tax

Income tax refers to the tax on personal income including business income, salary and bonuses earned from a company. Tax payment methods include the method by which an individual declares and pays at the local tax office (e.g. business owners) and the method by which an employer pays tax on behalf of an employee by deducting income tax from the employee's salary).

From the year of 2013 (Heisei 25) to 2037, (Reiwa 19) those who are obliged to pay income tax must also pay the special tax for reconstruction.

2-2 Withholding Tax (*gensen chōshū*)

Withholding Tax on income refers to the determined amount of income tax and special reconstruction income tax which is deducted from an employee's salary and paid to the government by payer of salary. A statement that shows the total amount of salary earned and the total amount of income tax and special income tax for reconstruction withheld from January 1st to December 31st (*1) by payer of salary is called a certificate of income and withholding tax (*gensen chōshū hyō*). A certificate of income and withholding tax is given by payer of salary by January 31st of the following year (*2). Please keep this certificate in a safe place, since it is an important document to prove your income and is necessary to file a final return (*kakutei shinkoku*).

(*1) On final work day, if the employee retires in the middle of the year.

(*2) Within one month of the final work day, if the employee retires in the middle of the year.

2-3 Year-end Tax Adjustment (*nenmatsu chōsei*)

A year-end tax adjustment is a procedure to settle difference between the amount withheld and the actual amount of tax to be paid for the year. In order to settle the excess or deficiency at the end of the year, each person who receives salary, the amount of tax withheld monthly (everyday) and bonus is compared with the amount of tax (annual tax amount) that must be paid for the year. It is a procedure to sum up of Withholding Tax of salary. In order to complete the year-end tax adjustment, the employee must submit a declaration of deductions for the dependents to the employer. Those who have family members in their home countries and meet certain conditions can receive a tax exemption. To receive a tax exemption, fill out the tax exemption report form, list up all the dependents and submit it along with the necessary certificate documents during the year-end tax adjustment period (Recalculation of year-end tax adjustment due to relocation of dependent members is possible until the end of January). Those who retire in the middle of the year may require to file a final return (*kakutei shinkoku*) if a year-end tax adjustment is not available.

2-4 Final Return (*kakutei shinkoku*)

A final return refers to the procedure for payment or refund of income tax. To complete a final return, you need to calculate the total amount of income earned and the amount of tax from January 1st to December 31st, and submit a tax declaration forms to your local branch of the tax office (*zeimusho*) between February 16 and March 15 of the following year (If the 15th of March is Saturday or Sunday, the following Monday). A copy of the final return should be kept since it may be required to apply for extending the period of stay or changing the status of residence.

A For Residents (*kyojūsha*)

A person who has a place of residence in Japan and has lived continuously for one year or more than one year is classified as a resident. A resident who only works at one employer is not usually required to file a final return, since the income tax and special construction income tax is calculated through year-end tax adjustment. However, following residents must file a final return.

- a. Person whose total amount of annual income exceeds ¥20,000,000.
- b. Person whose total amount of income (except for the employment income and the retirement income) exceeds ¥200,000 when the salary etc. is received from one source only and all the salary etc., is subject to the Withholding Tax.
(ex. Amount of pension received exceeds ¥800,000 (¥1,300,000 for those who are more than 65-year-old (born before Jan. 1, 1956 (showa31)) while receiving salary from one source.
- c. No need to file a final return, if the sum of the total amount of earnings (except for the employment income and retirement income) and the total amount of earnings from the salary etc. not subject to the year-end adjustment exceeds ¥200,000 when the salary etc. is received from two or more sources and all of the salary etc. is subject to the Withholding Tax.
- d. Those who are a director of a family company or relatives of the director, and receive payments such as interest on loans, rent for a store, factory and etc., and charges for the use of machines and tools besides salary from the company concerned.
- e. Persons who's the Withholding Tax from the income was postponed or received a tax refund, under the provisions of the "Law Relating to Exemptions, Deductions and Deferment of Tax Collection for Disaster Victims."
- f. Those who are employee of foreign diplomatic establishment located in Japan or a domestic worker and the salary is not subject to the Withholding Tax when receiving payment of salary.

Note

Any income salary that you receive from overseas is, in principle, included in taxable income.

B For Non-residents (*hikyojūsha*)

Even non-residents (those who does not have a place of residence in Japan and the period of residence of the person in Japan is less than one year) need to file a final return if they have income that falls into certain categories, such as real estate income. Non-residents who only have salary as a source of income are not required to file a final return, since the income tax at a fixed rate of 20.42% is to be withheld at source.

C When Leaving Japan

Those who must file a final return but plan to leave Japan and do not return to live in the country by the final return due date must appoint a tax agent (*nōzei kanrinin*), notify the District Director of the Tax Office that the tax agent would make tax return on behalf of him. Otherwise, they are required to file a final return and subsequent tax payment before leaving the country.

2-5 Contacts

Information on the Internet

Tax information in Japanese and English is available on the National Tax Agency website. "Tax Answer" can also be accessed from smartphone or mobile phone.

URL <http://www.nta.go.jp/> * Use "National Tax Agency" as keyword.

National tax information is also available in the Nagoya Tax Agency Corner of the National Tax Agency website in English

URL <http://www.nta.go.jp/english/index.htm>

Telephone Counseling Center

You can call Telephone Counseling Center in Nagoya for the general inquiries and consultations on national taxes.

Hour Monday to Friday, 8:30 to 17:00 (except public holidays and 12/29-1/3)

- English service
Nagoya Tax Agency 052-971-2059
- Japanese service
Call your local tax agency and dial "1" according to the voice guidance in Japanese to be connected to the Telephone Counseling Center. Refer to Directory (E-65) for each local tax offices in Aichi Prefecture.

3 Residential Tax (*jūmin-zei*)

3-1 Residential Tax

Foreign residents residing in Japan as of January 1st are subject to pay the residential tax (*jūmin-zei*). Residential tax includes prefectural tax (*kenmin-zei*) and municipal tax (*shichōsonmin-zei*) that are paid to municipalities. Tax payments are collected through direct payment by tax payer or by deduction from salary or public pension payment. The amount of tax is calculated based on the amount of income received in the previous year. For more details, contact to municipal offices.

3-2 When Leaving Japan

The taxpayers of resident tax must submit the documents relating to tax caretaker before leaving Japan to municipalities in order to handle the matters related to tax after they leave Japan. In some cases it is possible to pay the full amount of the residential tax before departure. For more details, please consult each municipal office.

4 Other Taxes

4-1 Consumption Tax (*shōhi-zei*) and Local Consumption Tax (*chihō shōhi-zei*)

When a consumer purchases goods or receives services, 10% standard consumption tax (of which 2.2% is local consumption tax) or 8% reduction tax (1.76% is local consumption tax) will be levied on the purchase price or service price.

4-2 Real Estate Acquisition Tax (*fudōsan shotoku-zei*)

A real estate acquisition tax is a prefectural tax applies when acquiring land or building.

4-3 Fixed Assets Tax (*koteishisan-zei*)

Fixed assets tax is levied on the owners of land, buildings, and depreciable assets (tangible assets for commercial purposes excluding land and buildings) as of January 1st of each year based on the assessed price of the fixed assets.

4-4 Automobile Tax (Type Dividing) (*jidōsha-zei*)

Automobile tax (Type dividing) is a type of prefectural tax levied on owner of automobile (excluding a light automobile and a motorcycle, etc.) as of April 1st of each year. When you receive a tax notice from your prefectural tax office (*kenzei jimusho*), you are required to pay specified tax amount by due date at applicable institutions (banks, convenience stores, etc.).

Refer to Directory (E-65) for each prefectural tax offices in Aichi Prefecture.

4-5 Light Automobile Tax (Type Dividing) (*keijidōsha-zei*)

A light automobile tax (Type dividing) is an annual tax levied on the owners of light automobile (660cc and 64bhp), motorcycle, small-sized special automobile such as a forklift, a tractor as of April 1st. When you receive a tax notice from your local municipal office, you are required to pay specified tax amount by due date at applicable institutions (the post offices, banks, convenience store etc.).



Chapter 9

Daily Living

1 Housing

1-1 Public Housing (*kōteki chintai jūtaku*)

Municipal governments and public enterprises provide public housing at reasonable price. Public housing includes prefectural housing (*ken'ei jūtaku*), housing for ward residents (*kumin jūtaku*), city housing (*shiei jūtaku*), town housing (*chōei jūtaku*, *son'ei jūtaku*) and housing provided by the Urban Renaissance Agency (*UR chintai jūtaku*). Only those who meet a certain requirements can enter these houses.

1-2 Information on Public Housing

Aichi Prefectural Housing (*aichi-ken jūtaku*)

Please contact each of the housing management offices of Aichi Housing Supply Corporation (*jūtaku kanri jimusho*) for details about applications for Aichi Prefectural Housing. Refer to Directory (Chapter 12 E-72) for each housing management office.

Hours Monday to Friday, 9:00 - 17:15
(Closed on Saturdays, Sundays, public holidays, and year-end holidays)

Foreign Languages Available Service hours may be different at each office (Refer to E-72)

Telephone Service of Prefectural Housing 052-971-4118 (Japanese)

You can also check the housings where applications are available on the Website of Aichi Housing Supply Corporation.

URL <http://www.aichi-kousha.or.jp/prefectu> (Japanese only)

Urban Renaissance Agency (*UR toshi kikō*)

For information concerning the housing of the Urban Renaissance Agency (UR), contact below.

TEL 052-968-3100

(Available telephone interpretation services in Portuguese, Spanish and English in some offices.)

URL <https://www.ur-net.go.jp/chintai/>

https://www.ur-net.go.jp/chintai_portal/sumainoshiori/index.html (English and Chinese)

Language Portuguese, Spanish, English, Vietnamese (interpretations may be available in other offices.)

Hours Everyday 9:30 - 18:00 (except on public holidays and year-end holidays)

Nagoya City Housing (*Nagoya-shi jutaku*)

For more information about Nagoya City Housing (*nagoya shiei jūtaku*) and settlement promotion housing (*teijū sokushin jūtaku*), contact below.

Nagoya City Housing Supply Corporation (*Nagoya shiei jūtaku kyōkyū kōsha*)

Management Division, Management Department, Application Section (*kanribu, kannrika boshū kakari*)

TEL 052-523-3875

Hours Monday to Friday, 8:45 - 17:15 (8:45 -19:00 on Thursdays)

Closed on Saturdays & Sundays, national holidays, Year-end holidays (12/29-1/3)

Other Municipal Housing

Please contact the division in charge of public housing in the municipal offices.

Sakae Citizen Service Center (Housing Counter)

Housing Counter (*sumai no madoguchi*) provides information on Aichi Prefectural Housing, Nagoya City Housing, and the Urban Renaissance Agency.

Address	Nagoya-shi Naka-ku Sakae 3-5-12 Saki (Sakae) Mori no Chikagai (underground)
TEL	052-264-4682 (Nagoya City Housing) 052-259-2672 (Aichi Prefectural Housing) 052-264-4711 (Housing of the Urban Renaissance Agency)
Office Hours	Monday to Wednesday, Friday to Sunday (except 2 nd and 4 th Wednesdays and year-end holidays), 10:00 - 19:00 (Applications accepted until 18:00)

1-3 Expenses Required for Moving in

The following costs will generally be needed when you move into a rented accommodation:

- a. **Housing Rent** (*yachin*)
Housing rent is the amount of money you pay for one month to use a house or flat. A tenant prepays the rent for the next month monthly by due date.
- b. **Key Money** (*rei-kin*)
Key money is the amount of money you pay to a landlord (*yanushi*) or owner of the house, as an administrative cost when you start renting a private accommodation. Please note that key money will not be returned when you terminate the contract.
- c. **Security Deposit** (*shiki-kin (hoshō-kin)*)
A deposit is a sum of money you pay to a landlord, as a security against default of payment of rent or repair expenses. When the contract is cancelled, the expenses including unpaid rent or the repair cost are subtracted and the balance is returned to the tenant.
- d. **Communal Fees (Administrative Expenses)** (*kyōeki-hi (kanri-hi)*)
Electricity costs or maintenance costs for the common facilities including stairs, corridors, and elevators, etc. of the apartment should be shared between the tenants. They are paid separately from the rent.
- e. **Brokerage Fees** (*chūkai tesūryō*)
This is the fee you pay to the real estate broker when you sign a contract via a broker (Approximately 6 months to one month rent).
- f. **Non-life Insurance Premiums** (*songai hokennyō*)
You may be required to buy a fire insurance premium if you are renting the private housing in case you caused some damage by fire or water leakage

2 Electricity, Gas and Water

When you move, you need to go through the procedures for change of address for electricity, gas, and water.

Contact for Electricity

Please contact an electric power company or the owner of the house. The telephone number is listed on the meter-reading or payment slip. For inquiries, please give your address, full name, and customer identification number (22-digits Supply point identification number or Customer number of 13-digits listed on the meter-reading slip).

Contact for Gas

There are two types of gas, city gas (*toshi gasu*) and propane gas (LP gas). City gas is supplied in a broader area using a piping system, whereas propane gas is stored in a tank and used in the areas where city gas is not available. The type of gas that can be used is specified in gas appliances. Confirm that you are using the proper devices for the gas type. It is important to have sufficient caution when using the gas. Confirm the instructions thoroughly before using gas devices.

- a. **City Gas** (*toshi gasu*)
Please ask your landlord about the gas company and contact your nearby gas office.
- b. **Propane Gas** (*puropan gasu*)
A gas meter-reading slip contains the contact number of the gas distributor. Please ask your landlord if you are not sure.

Contact for Water

Please contact the water service division of your local municipal office.

3 Waste

3-1 Separation of Waste

Waste generated in households should be classified correctly according to the rules in the area and placed in the designated space and, date and time. Failure to follow these rules causes inconvenience to the residents of the community and is a source of problems. Garbage separation policy varies depending on the municipality. Please contact your local municipal office for information on how to separate waste or the waste collection dates, times and places.

3-2 Recycling Household Electrical Appliances

Household electrical appliances such as air conditioners, televisions and refrigerators contain a number of recyclable parts. Household electrical appliances (excluding commercial electrical products) can be recycled as resources according to the Home Appliance Recycling Law. If you need to dispose of household electrical appliances, the retail store where you purchased it or a store where you plan to buy a new item may take them if you pay the recycle/delivery fees. If you do not know where you purchased it and do not have plan to purchase new item, inquire your local municipal office.

Recyclable Household Electrical Appliances

Air conditioner, television, refrigerator, freezer, washing machine, and clothes dryer

※Personal computers are collected by the computers' manufacturers without fee (only with the recycling marks attached). Please consult the manufacturer you purchased from.

4 Telephone, Internet and NHK Broadcasting

4-1 Subscription to Telephone and Internet

Telephones are roughly divided into land-line phones established for residential or business use and connected by a land line, and mobile phones/PHS. There are also IP telephones (fixed-line phones) which use the Internet as an access line. The Internet can be accessed through computers or mobile phones by signing a contract with an Internet provider. Through the use of the Internet, you can access various global communication services such as email communication and visual communication. Types of Internet connection include ADSL (connectable through land-lines) and optical Internet (using optical fibers). Phone and Internet services and their prices vary between telecommunications companies. It is recommended to compare the services of the companies before signing a contract.

4-2 NHK Broadcasting

If you have set up a television (including a computer with an internal tuner and One Seg terminal) which allows reception of NHK (Japan Broadcasting Corporation) broadcasting, you are required by law to sign a contract with NHK and pay NHK reception fees. Please contact NHK for details about contract procedures and the reception fee exemption system.

NHK Reception fee information URL	http://pid.nhk.or.jp/jushinryo/ (Multilingual)	
Reception NHK subscriptions	(Japanese only) 0120-151515	9:00-18:00 (including Sat. Sun. and public holidays)
NHK Navigation dial	(Japanese only) 0570-077-077	*Not available from 17:00 on December 30 until January 3
Mobile Phone site	(Japanese only)	



5 Postal Services

A variety of postal services are provided at post office counters or post office branches called YUYU Madoguchi which deliver mail items. The post office symbol is “〒” and the symbol can be seen at the post offices as well as the convenience stores where stamps are sold.

Contact

For inquiries on the postal services, contact below center.

Customer Service Center of Japan Post Service (not available for international calls)

TEL 0570-046-111 (English, toll call) (available for mobile phone)
0120-23-28-86 (Japanese, toll free) (not available for mobile phones)
0570-046-666 (Japanese, toll call) (available for mobile phones)

Service hours Monday to Friday 8:00 - 21:00
Saturday, Sunday and holidays 9:00 - 21:00

URL [FAQ]

<https://www.post.japanpost.jp/question/index.html> (Japanese)
https://www.post.japanpost.jp/question/index_en.html (English)

[International Potal Services]

<https://www.post.japanpost.jp/int/question/index.html> (Japanese)
https://www.post.japanpost.jp/int/question/index_pt.html (Portugese)
https://www.post.japanpost.jp/question/index_en.html (English)
https://www.post.japanpost.jp/int/question/index_cn.html (Chinese)
https://www.post.japanpost.jp/int/question/index_kr.html (Korean)

6 Money Transfer

6-1 Domestic Money Transfer

Money can be transferred domestically if the recipient holds a bank account. Fees vary depending on the recipient's bank/branch or transfer amount. It is generally between ¥0 ~ ¥880. You are required to present identification if you wish to transfer more than ¥100,000 in cash, please take your passport or resident card with you.

6-2 International Money Transfer

Money can be transferred to or from overseas from a bank or Yucho Ginko (Japan Post Bank) providing international money transfer service. If you hold a foreign bank account, money transfers can be arranged at a Japanese bank or Yucho Ginko. Furthermore, international money transfer is also possible using a remittance check. To use this service, you need to show your identification document, your purpose of remittance and so on to verify the remittance beforehand. International money transfer can be used when both a remitter and a remitee have banking accounts. Since required amount of time and fees vary between banks, you should directly check each bank or post office that offers international money transfer services.

In some cases, you may be asked additionally to verify your remittance according to the content of transactions and the conditions besides confirming your identification.

(For reference) “Information for Bank Customers” by Japanese Bankers Association

<https://www.zenginkyo.or.jp/special/aml201806/>

International money transfer can be conducted on the Internet or terminals at the convenience stores by using Funds Transfer Service Providers (They should be permitted by the Japanese Prime Minister). Though basic amount limit in one money transfer is ¥1,000,000 so far, it will be changed in 2021. For more details please contact to the dealers.



Chapter 10

Traffic & Transportation

1 Traffic Rules

In Aichi Prefecture, traffic accidents occur frequently, and in some cases foreign residents are the victims or the offenders. To prevent traffic accidents, please follow the following basic rules.

Pedestrian

- a. Walk on a pathway if there are sidewalks.
- b. If there are no sidewalks, walk on the right side of the road.
- c. When you cross a road, obey the traffic lights (for pedestrians) at intersections and use a pedestrian cross walk.

Bicycle

“Bicycle Allowed on Sidewalk” Road sign



- a. Ride on the left side of the road in a single file.
- b. Bicycles can be ridden on the sidewalk when there is a “Bicycle Allowed on Sidewalk” sign.
- c. Even if there is no sign indicating that “Bicycle Allowed on Sidewalk,” children under age of 13, senior residents 70 years of age or above, and those who have certain physical disabilities are able to ride on the sidewalk. In addition, bicycles may be permitted on the sidewalk if this is unavoidable conditions, such as in case of heavy traffic, road construction or parked motor vehicles.
- d. When riding a bicycle on the sidewalk, ride on the side nearest to the road and slow down to a speed to stop quickly. Bicycles must stop when they are passing pedestrians.
- e. Wearing helmets helps to prevent damages if an accident happens. Have children wear helmets for safety and as well as adult.
- f. Riding with a passenger, holding an umbrella, using smartphone or a mobile phone is prohibited by law.
- g. Stop and look left and right at rail crossings or roads with a halt sign.
- h. Follow the traffic lights at an intersection.
- i. Riding while under the influence of alcohol is prohibited by law.

Videos on safe bicycle riding are available on You Tube Channel “Aichi Police Official Channel” with subtitle in Portuguese, English, Vietnamese, Indonesian and Nepali.

※Publication of videos may ends according to the posting period.

Motor Vehicle (including motorcycles)

- a. Those who do not have a driver's license permitted in Japan (refer to E-52 3-2) cannot drive a motor vehicle.
- b. Pedestrians and bicycles are given priority on the roads.
- c. Do not drive after you drink alcohol. Furthermore, those who rent a car to a person that is intoxicated, offer alcohol to a driver or ask an intoxicated person to drive and ride with the person will be punished.
- d. Keep the traffic rules, and obey traffic lights, traffic signs and road surface markings.
- e. Drivers must confirm that all passengers are wearing seatbelts. Motorcycle riders are required to wear helmets.
- f. If any of the passengers is under the age of 6, the child must be properly secured in a child seat.
- g. Do not drive faster than the posted speed limit and pavement markings.
- h. Do not use a smartphone or mobile phone while driving a motor vehicle or small motorcycle.
- i. If you are involved in a traffic accident, you must call the police (dial 110). For more details, please refer to 3-9 on page E-56(Traffic accidents) in this chapter.

2 Public Transportation

2-1 Train and Subway

There are subways and Trains in Aichi Prefecture: Nagoya subways, JR (Japan Railway Company), Meitetsu and Kintetsu trains. Tickets can be purchased at ticket machines near entrances. A route map is normally provided above ticket machines to allow you to check station names and fares. There are half-fare tickets for children under the age of 12 (junior high school students and older are considered to be adults.) Tickets are free of charge for children under the age of 6, and one adult can accompany two children under the age of 6 free of charge (4 children for Nagoya subways.) Moreover, if you have past your destination, you can pay the additional fare either at a fare adjustment office or through an exit fare adjustment machine. There are also discount tickets including one-day tickets and monthly tickets. Also available are Transportation IC cards such as Manaca, TOICA, PiTaPa which enables you to use most of the trains and subways with one card (excluding some of the Gamogori and the Hiromi Line of Meitetsu). Please note that limited express tickets and reserved tickets can be purchased at station ticket windows about one month prior to use.

Information Center of Major Railway Company

Railway Company	URL	Telephone	Service Hours
Transportation Bureau of Nagoya City (<i>nagoya-shi kōtsūkyoku</i>) (Telephone Center of City Bus & Subway)	http://www.kotsu.city.nagoya.jp/ (Multilingual)	052-522-0111	8:00 to 19:00 (Open all year around) Japanese Only
Central Japan Railway Company (Central Japan Railway Company Telephone Center)	https://jr-central.co.jp/ (Japanese•English•Chinese•Thai•Korean•French•German)	050-3772-3910 Choose "2" according to voice guidance	6:00 to 24:00 (7 days a week)
Meitetsu (Customer Center)	https://top.meitetsu.co.jp/ (Multilingual)	052-582-5151	8:00 to 19:00 (weekdays) 8:00 to 18:00 (Sat,Sun,national Holiday includes Year-end-holidays)
Kintetsu (Kintetsu Train Customer Telephone Center)	https://www.kintetsu.co.jp/ (Multilingual)	050-3536-3957	8:00 to 21:00 Open all year around

2-2 Bus

Buses have different fare systems depending on the company, including flat rate fares and fares based on distance. For buses with a flat-rate fare, you are normally required to place the fare in the box located next to the driver when you get on the bus. For buses with variable fares based on distance, you are required to take a numbered ticket when you get on the bus and pay the amount displayed on the panel located above the driver in the fare box when you get off. There are also one-day tickets and monthly tickets for buses. Also available is a “Manaca card”, an IC card that you can use for buses run by the Transportation Bureau of Nagoya city, Meitetsu bus and Yutorito line bus. Please note that you are required to inform the driver when you want to get off. When your destination is announced, please press the nearest button located at windows or near the ceiling.

2-3 Taxi

How to ride on a taxi

- ① Make a phone call to a taxi company asking dispatching a taxi.
- ② Raise your hand to stop a taxi which has the Japanese characters for “vacant”(空車、*kūsha*) in red color on the right side of the windshield and ride.
- ③ Board a taxi at the taxi stand
- ④ Use applications for taxi dispatch on your mobile phone and dispatch a taxi to where you want to ride on. It is easy for those who don't understand Japanese well to use a taxi with a taxi-dispatch-application because you can just input where you want to ride on/off and also find out its standard charge (it is changeable depending on traffic condition).

Taxi fares are normally calculated by distance and time. Though, in most cases, you can pay with cash, credit cards, pay (QR code), electric money and so on, please check with a driver before you get on.

You can also use elder-care and welfare taxis with lifting devices for those who use wheel chairs and beds. Discount charge is available for those who have identification booklet for the physically disabled. For more information please check to your local municipal office.

2-4 Airport

There are two airports in Aichi prefecture. As a gateway of the central region in Japan, the Chubu International Airport (Centrair) serves an international hub airport with substantial domestic and international networks connecting between international and domestic flights. The Aichi Prefectural Nagoya Airport is a domestic hub airport for small aircrafts such as commuter and business aircrafts

A Chubu International Airport (Centrair)

Centrair Telephone Center

Address 479-0881 Tokoname-shi Sentorea 1-1
TEL 0569-38-1195 (6:40 to 22:00, open all year around)
URL <https://www.centrair.jp/>

B Aichi Prefectural Nagoya Airport

Nagoya Airport Information Counter

Address 480-0202 Nishikasugai-gun Toyoyama-chō Ōaza Toyoba
TEL 0568-28-5633 (7:00 to 21:00, open all year around)
URL <https://nagoya-airport.jp/>

3 Motor Vehicle

You must have a driver's license in order to drive a motor vehicle or motorcycle in Japan. You are also required to have your driver's license with you at any time when driving.

3-1 Foreign Driver's License

A International Driver's Permit

The international driver's licenses that are allowed to drive within Japan are limited to that issued from the countries that are signatory parties to Geneva Treaty (1949.9.19). The duration for driving with an international driver's permit is permitted under the next two conditions.

- a. International driver's license must have effective expiration date (within 1 year of issuance)
- b. It must be within one year from your arriving in Japan

Immigration conditions

In the case of the Japanese with registration of residence and the foreigners with registration of residence who have come out of Japan with reentry permit and have returned to Japan in less than 3 months since his departure from the country, the day of the first entry to Japan cannot be used as the basis for the calculation of the period of validity.

B Foreign Driver's License

Driver's licenses from Germany, France, Belgium, Monaco, Estonia, Switzerland and Taiwan can be used along with a Japanese translation (translation must be issued by the public offices of the countries of foreign driver's license or by the embassy or consulate in Japan or the Japan Automobile Federation (JAF)). The duration for driving with an international driver's permit is permitted under the next two conditions.

- a. International driver's license must have effective expiration date (within 1 year of issuance)
- b. It must be less than one year after landing to Japan.

Information for translation of foreign driver's license by Japan Automobile Association (JAF)

<http://www.jaf.or.jp/inter/translation/> (Japanese)

<http://www.jaf.or.jp/e/translation/switch.htm> (English)

Immigration conditions

Same as the above.

3-2 Japanese Driver's License

A Changing a Foreign Driver's License to a Japanese Driver's License

Those who fulfill the following conditions are able to change their foreign driver's licenses to a Japanese one at the Aichi Driver's License Test Center or the Higashi Mikawa Driver's License Center.

- a. Having a valid officially-issued foreign driver's license.
- b. Have stayed in the country of issuing the foreign driver's license for a total of three months or more after obtaining the license.

If you pass the aptitude and the knowledge and practical skill confirmation tests (held on separate dates) after passing the screening of application documents, you will be issued with a driver's license. However, please note that people from certain countries are exempt from the knowledge and practical skill confirmation tests.

Required Documents

- a. Foreign driver's license (identification card, etc. in case identification card is necessary to carry along with the driver's license)
 - b. Japanese translation of the foreign driver's license (translation must be done by the government agency of the issuing country, the embassy or consulate, or the Japan Automobile Federation (JAF)).
 - c. Old and new passports containing all the dates of departure from the country and returning (Submit all of the passports if you have more than one)
 - d. Residence Card
 - e. Copy of the residence (*jūminhyō*) with annotation of nationality (or legal domicile of origin (town) in the case of Japanese). (A photo-copy is not acceptable)
 - f. Identification photograph, no hat (except applicant covering the rink of the face with cloth because of religious or medical reasons and still can distinguish the face) front face, head and shoulders only, plain background, 3cm×2.4cm for the license application taken within six months.
 - g. Japanese driver's license
 - Person who have Japanese driver's license that is effective
 - Person who had Japanese driver's license in the past
 - h. Others
 - You may need to verify your residence card and the record of your foreign driver's license when necessary.
 - Depending on the countries or circumstances of your case, you may need additional documents to submit.
- ※For details, contact Aichi Driver's License Test Center (Hirabari) (TEL: 052-801-3211) or the Higashi Mikawa Driver's License Center (TEL: 0533-85-7181).

Note

Those who cannot communicate in Japanese are required to be accompanied by an interpreter.

As a reference, a traffic rules book written in foreign languages (Portuguese, Spanish, English, Chinese, and Korean) can be purchased from the Japan Automobile Federation (JAF) (TEL: 052-872-3685).

B Obtaining a Driver's License

In order to obtain a driver's license in Japan, it is general to study for the written and road tests at a driving school. It costs approximately ¥300,000 to obtain an ordinary (Class 1) driver's license. The period varies between driving schools. Please contact each driving school for details. If you graduate from the authorized driving schools, you will be exempt from the road test and you will get a license when you pass the written test (English, Chinese, Portuguese are available as well as Japanese) and aptitude test administered by the Public Safety Commission. Please note that the instructions at the authorized driving schools are given in Japanese.

C Renewal of a Driver's License

The first issued driver's license is valid for three years since the day of acquisition till a month after the third birthday of the license-holder. After that, the license is renewed every 3 to 5-years considering age or any traffic violations of the holders. The renewal procedure is conducted at the Aichi Driver's License Test Center, the Higashi Mikawa Driver's License Center, or any local police station that has a driver license renewal section. The information on the places to renew your driver's license will be informed by a renewal notice from the Public Safety Commission. If you fail to renew, your driver's license will expire (nullified) and you may have to take the driving tests again to obtain a new license.

Required Documents

- a. Driver's license renewal notice (postcard)
- b. Driver's license (license suspension notes for those who have had their driver's license suspended)
- c. Certificate of new address (residence card, special permanent resident card or mails indicating new address) in the case of changing your address at the time of renewal.
- d. Copy of residence record (*jūmin-hyō*) containing the nationality (original registered address (*honsekichi*) for Japanese) in the case of changing your original registered address, nationality, name, or date of birth.
- e. Fees (¥3,000 for Gold license holders or conscientious drivers, ¥3,300 for ordinary drivers, ¥3,850 for those who have violated traffic laws, ¥3,850 for first-time renewal ¥2,500 for persons over 70.

D Contact Information for Applying Driver's License

Aichi Driver's License Test Center (Hirabari) (*aichi-ken unten menkyo shikenjō*)

Address 468-8513 Nagoya-shi Tenpaku-ku Hirabari Minami 3-605

TEL Main switchboard number: 052-801-3211 (Japanese only)
Telephone of each division

- For information on renewal / reissuing / changing information / foreign driver's license:
052-800-1351 (Office hours: Monday to Friday 8:45 - 17:15)
- For information on driving test, procedures for expiration dates and changing foreign driver's license into Japanese license:
052-800-1352 (Office hours: Monday to Friday 8:45 - 17:15)
- For information on mature driving course for seniors:
0570-02-7075 (Office hours: Monday to Friday 9:00 - 17:00)

Higashi Mikawa Driver's License Center (*higashi mikawa unten menkyo sentā*)

Address 442-0067 Toyokawa-shi Kanayanishimachi 2-7

TEL 0533-85-7181 (Japanese only)

3-3 Driver's License Point System

Under the point system, a certain point is added to each violation of traffic laws such as traffic accidents, ignoring traffic lights, speed violations, parking violations, using a smartphone while driving, and if you reach a certain point you will be given punishment such as revocation or suspension of your driver's license.

3-4 Vehicle Registration (*jidōsha no tōroku*)

If you purchase a motor vehicle, you need to complete the vehicle registration procedure. Furthermore, if you acquire a motor vehicle or sell your motor vehicle to someone else, you are required to complete an owner transfer registration. Further information on vehicle registration can be checked on the following website (Japanese only)

URL <http://www.mlit.go.jp/jidosha/kensatoroku/toroku/index.htm>

Required Documents for Transfer Registration (in the Case of Regular Passenger Cars)

- a. Application form
- b. Processing fee payment slip
- c. Vehicle inspection certificate
- d. Personal seal registration certificate (of both the old and new owners; issued within the last three months)
- e. Certification of transfer
- f. Registered personal seals of both the old and new owners (a power of attorney is required if an agent is completing the application)
- g. Certificate of ownership of parking space (*shako shōmei*) (issued within the last month by a police station in your local area)
- h. Copy of residence record (*jūminhyō*) (in case the license holder's address or name is different from those on the personal seal registration certificate)

For details, please contact the Aichi Transport Branch Office (*aichi un'yu shikyoku*) or the Vehicle Inspection and Registry Office (*jidōsha kensa tōroku jimusho*) (in case of light motor vehicles, contact the Light Motor Vehicle Inspection Organization). (Refer to E-55 3-7).

3-5 Deletion of Registration of a Motor Vehicle (*masshō tōroku*)

Deletion of registration is required when you stop using the motor vehicle and in the case of loss or scrapping.

Required Documents (in Case of Regular Passenger Cars)

- a. Application form
- b. Fee payment slip
- c. Vehicle inspection certificate
- d. Vehicle registration plate
- e. Personal seal registration certificate (of the owner; issued within the last three months)
- f. Registered personal seal of the owner (a letter of attorney is required if an agent completes the application)
- g. Copy of residence record (*jūminhyō*) (in case the license holder's address or name is different from those on the personal seal registration certificate)
- h. Scrapping information (the recycling transfer report number and the receipt date of the scrapping report) in case of scrapping of the motor vehicle
- i. Documents related individual number information of vehicle owner (individual number card, notification card, residence record with individual number, etc.) and documents that can certify vehicle owner (individual number card, driver's license, etc.) in case of weight tax refund
- j. Documents related to individual number information of vehicle owner (individual number card, notification card, residence record with individual number, etc.) and personal seal of agent (in case of weight tax refund by agent)

For details, please contact the Aichi Transport Branch Office (*aichi un'yu shikyoku*) or the Vehicle Inspection and Registry Office (*jidōsha kensa tōroku jimusho*) (in case of light motor vehicles, contact the Light Motor Vehicle Inspection Organization). (Refer to E-55 3-7).

3-6 Certification of Ownership of Parking Space (*shako shōmei*)

In order to own a motor vehicle, you need to get a certification of ownership of parking space (*shako shōmei*) which verifies an ownership of a parking space other than on the street. Reserve a parking space within 2 km of your residence and go to the police station in the jurisdiction area of the parking space to submit an application form for a certificate of parking space (*shako shōmeisho*). When they confirm the parking space, they will give you a certificate of parking space (*shako shōmeisho*) and a parking permit sticker (*hokan basho hyōshō*). This sticker should be attached to the place where it can be easily seen such as the left side of the rear window of your car. Please note that, even in the case of light motor vehicles, there are some areas where you need to apply for a parking space. For details, please contact the nearest police station

Required Documents

(In Case of Regular Passenger Cars)

- Application form for certificates (2 sets)
- Application form for stickers (2 sets)
- Site map & plot plan
- Written consent of use (copy of the lease contract acceptable) or self-acknowledgement letter (*jininsho*)
- Fees of ¥2,200 for application and ¥500 for issuance of the certificate (Payment by Aichi prefecture revenue stamp)

(In Case of Light Motor Vehicle)

- Written report of parking
- Application form for stickers (2 sets)
- Site map & plot plan
- Written consent of use (copy of the lease contract acceptable) or self-acknowledgement letter (*jininsho*)
- Fee (¥500) (Payment by Aichi prefecture revenue stamp)

The printed forms of applications and reports can be obtained free of charge at the traffic section of the police stations in the prefecture. Excel style form can be downloaded from the website below.

URL <http://www.pref.aichi.jp/police/shinsei/koutsu/shako/chusha/index.html>

3-7 Vehicle Inspection (*shaken*)

The vehicle inspection system is a system in which motor vehicles are checked by government if they satisfy the safety and environmental standards on a regular basis. You can only drive motor vehicles that pass the vehicle inspection and have a valid vehicle inspection certificate (*shakenshō*). In the case of a private vehicle, the validity of the vehicle inspection certificate is three years for the first inspection (only in the case of a new vehicle) and two years from the second time. For details, please contact the nearest Transport Branch Office (*un'yu shikyoku*) or Vehicle Inspection and Registry Office (*jidōsha kensa tōroku jimusho*).

Contact

Plate Number	Chubu District Transport Bureau (<i>chūbu un'yu kyoku</i>) (Light motor vehicles not included)	Telephone	Area of jurisdiction
	Light Motor Vehicle Inspection Organization (<i>keijidōsha kensa kyōkai</i>) (Light motor vehicles)		
Nagoya	Aichi Transport Branch Office 454-8558 Nagoya-shi Nakagawa-ku Kitaechō 1-1-2	050- 5540-2046	Nagoya-shi, Handa-shi, Tsushima-shi, Tokoname-shi, Tōkai-shi, Ōbu-shi, Chita-shi, Toyoake-shi, Nissin-shi.
	Light Motor Vehicle Inspection Organization Aichi Regional Office 455-0052 Nagoya-shi Minato-ku Irohachō 2-56-1	050- 3816-1770	Aisai-shi, Yatomi-shi, Ama-shi, Nagakute-shi, Tōgō-chō, Agui-chō, Taketoyo-chō, Higashiura-chō, Mihama-chō, Minamichita-chō, Ōharu-chō, Kanie-chō, Tobishima-mura
Owari Komaki*1 Ichinomiya *2 Kasugai*3	Komaki Vehicle Inspection and Registry Office 485-0074 Komaki-shi Shinkoki 3-32	050- 5540-2048	*1 Seto-shi, Inuyama-shi, Kōnan-shi, Kiyosu-shi, Komaki-shi, Inazawa-shi, Iwakura-shi, Owariasahi-shi, Kitanagoya-shi, Toyoyama- chō, Ōguchi-chō, Fusō-chō
	Komaki Branch Office 485-0074 Komaki-shi Shinkoki 3-36	050- 3816-1773	*2 Ichinomiya-shi *3 Kasugai-shi
Mikawa*1 Toyota *2 Okazaki*3	Nishi Mikawa Vehicle Inspection and Registry Office 473-0917 Toyota-shi Wakabayashi Nishimachi Nishibasan 46	050- 5540-2047	*1 Hekinan-shi, Kariya-shi, Anjō-shi, Nishio-shi, Chiryū-shi, Takahama-shi, Miyoshi-shi
	Mikawa Branch Office 473-0917 Toyota-shi Wakabayashi Nishimachi Nishibasan 48-2	050- 3816-1772	*2 Toyota-shi *3 Okazaki-shi, Kōta-chō
Toyohashi	Toyohashi Vehicle Inspection and Registry Office 441-8077 Toyohashi-shi Jinnoshinden-chō Aza Kyōnowari 20-3	050- 5540-2049	Toyohashi-shi, Toyokawa-shi, Gamagōri-shi, Shinshiro-shi, Tahara-shi, Shitara-chō, Tōei-chō, Toyone-mura
	Toyohashi Branch Office 441-8077 Toyohashi-shi Jinnoshinden-chō Aza Kyōnowari 18	050- 3816-1771	

3-8 Vehicle Insurance (*jidōsha hoken*)

A Compulsory Vehicle Liability Insurance (*jibaiseki hoken*)

There are two types of car insurances, a compulsory insurance and a voluntary insurance. In Japan, all motor vehicle owners are obliged by law to have vehicle liability insurance (*jidōsha songai baishō sekinin hoken*, usually called *jibaiseki hoken*), which is automatically enrolled upon the purchase of a motor vehicle or when motor vehicle inspection (*shaken*) is done. This insurance covers only persons that are injured or killed in a motor vehicle accident compensating the human damage caused to the maximum. Since a large amount of compensation is required in some accidents to be paid for property damage caused that the compulsory automobile liability insurance covers, it is recommended that you also buy a voluntary automobile insurance.

B Voluntary Insurance (*nin'i hoken*)

The voluntary insurance covers property damages (accidents of causing damages of other people's property), car damages (for cars stolen, etc.) or human damages that exceed the maximum amount of compensation in the liability insurance. You can buy this insurance in private insurance companies. When you temporarily borrow a car from other people, you may purchase a 1 day or short time auto insurance, cost being minimum of ¥500 at convenient stores or on the websites.

3-9 Traffic Accident

If you have a traffic accident, please follow to the procedures stated below.

- a. If you have an accident while driving, move the motor vehicle to a safe place in order to avoid disruption to traffic, and turn off the engine.
- b. If there are injured persons, call 119 (fire station). While waiting for an ambulance to arrive, secure a safe place and conduct first aid measures.
- c. Call 110 (police department) immediately and report the time and the location of the accident, the number of injured people and the extent of injuries. You will receive further instructions.
- d. You are required to stay at the accident site until the police officers arrive.

It is a serious crime to run away from the scene of an accident without reporting it to the police when you cause an accident.

Please refer to Directory (E-66) for the list of the consultation desks concerning the traffic accidents.

4 Bicycle

Bicycles are regarded as vehicles like cars. For those who violate traffic regulations such as riding a bicycle under the influence of alcohol, ignoring traffic lights more than 2 times within 3 years need to take lecture course for bicycle riders, (it is called *jitensha unntensha koshu*). Please obey safety rules and ride safely.

URL: <https://www.pref.aichi.jp/police/koutsu/jitensha/kousyu.html>

4-1 Safe Guild lines for Cyclists

- a. Keep five rules for safe bicycle ride
 - ① Ride bicycles on the roadways (Exceptionally allowed on the sidewalks)
 - ② Keep left on the roadways
 - ③ Yield to pedestrians on sidewalks; go slowly on the side closer to roadways
 - ④ Observe safety rules
 - ⑤ Children must wear helmets
 - Wearing helmets helps to ease damages from traffic accidents. Adults should also wear helmets.
 - b. Buy Bicycle Liability Insurance



You can be a perpetrator of the accident if you do not conduct safety bicycler ride. In recent years there are numerous court judgements ordering large amount of damages when the other party of the accident dies or injures. Get insured with Bicycle Liability Insurance and be prepared in just in case. There are various kinds of bicycle insurance besides Bicycle Liability Insurance indicated with TS mark, such as private bicycle insurance, insurance attached by special contract of car insurance, fire insurance and etc. If you already have one, please check what kind of insurance you have.
- ※ It may be mandatory to buy Bicycles Liability Insurance by municipal ordinance. Please check it at website of your local government.

4-2 Bicycle Maintenance Check and Incidental Insurance

TS Mark indicates that your bicycle is insured with liability, injury and victim condolence (only with Red TS Mark) insurance. TS Mark sticker is given after conducting maintenance check in a certified (by Japan Traffic Management Technology Association) bicycle-safety-maintenance shop and buying Bicycle Liability Insurance.

Since TS Mark with insurance is valid for one year, we recommend that you have your bicycle checked and maintained once a year. The following table is to show the contents of Bicycle Liability Insurance.

Compensation Details of TS Mark

	Red TS Mark	Blue TS Mark
TS Mark Category		
Injury compensation:	<ul style="list-style-type: none"> ○¥1,000,000(Fixed) for death or permanent disability/1st~4th degree ○¥100,000(Fixed) for hospitalized for more than 15days 	<ul style="list-style-type: none"> ○¥300,000(Fixed) for death or permanent disability/1st~4th degree ○¥10,000(Fixed) for hospitalized for more than 15 days
Liability compensation:	<ul style="list-style-type: none"> ○Up to ¥100,000,000 for death or permanent disability/ 1st ~ 7th 	<ul style="list-style-type: none"> ○Up to ¥10,000,000 for death or permanent disability/ 1st ~ 7th degree
Victim Condolence Money	<ul style="list-style-type: none"> ○¥100,000 (Fixed) for hospitalized for more than 15 days 	None



Chapter 11 Emergencies

1 How to Make an Emergency Call

Fire, Injury, and Sudden Illness

Call 119 in case of fire or suffering injury or sudden illness. The emergency number 119 available 24 hours is nationwide and toll free.

1. Dial 119 directly without prefix numbers. In the case of a public telephone, press the red emergency button firmly.
2. Report the operator whether it is a “fire” or other emergency such as “injury” or “sudden illness” and notify the location and your name.
3. Important points that you should tell to the operator of 119.

(Example) In case of fire

- What is burning?
- Is there someone fail to escape or injured?

In case of emergency

- Who? What happened?
- Is the person unconscious or not?
- Is the person in pain or hurt?

4. Please stay calm and answer the questions from the operator of 119.

Traffic Accidents and Crimes

Call 110 if there is a traffic accident or a crime. The emergency number 110 available 24 hours is nationwide and toll free.

1. Dial 110 directly without any prefix number.
2. Report the operator when and where the incident happened, and what happened as accurately as possible. Inform your name.
3. Respond calmly to the questions of the police officer.

(Example)

(date), (place in detail) de **kōtsū jiko (tōnan, kenka) ga arimashita**

There was a traffic accident (a theft / a fight) at (date) in (place in detail).

watashi wa (name) de, kōtsū jiko (tōnan, kenka) no tōjisha (mokugekisha) desu

My name is () and I have witnessed a traffic accident (a theft / a fight).

renrakusaki wa (phone/mobile number) desu

The contact number is ().

※If necessary, three line phone call with interpreter will be used. (An interpreter may not be available. Please do not hang up the phone and wait for a police offer’s instruction.)

Aichi Prefectural Police Headquarters Home Page (Multi Language)

Information on traffic accident, crime and disaster preventions and etc. are available in multilanguage on the Aichi Prefectural Police Home page. Please check on the website below for more details.

URL <https://www.pref.aichi.jp/police/other-languages/index.html>

2 Earthquake

Japan is an earthquake-prone country. Tōkai region including Aichi Prefecture has been historically damaged by subduction-zone earthquakes as large as magnitude 8 that have struck every 100 and 150 years. The region also greatly suffered from the active fault earthquakes, the Nōbi earthquake in 1891(Meiji24) and the Mikawa earthquake in 1945 (Showa 20).

Magnitude and Intensity

The magnitude (M) expresses the energy released by the earthquake, i.e., the size of the earthquake itself. On the other hand, the intensity expresses the degree of tremor caused by the earthquake, different in each zone, weaker as the area is farthest from the seismic focus. The magnitude is a common scale around the world. If the magnitude increases its value in a unit, the energy released is 31 times higher. The intensity is expressed in Japan using a scale of 10 values (0, 1, 2, 3, 4, 5 lower, 5 upper, 6 lower, 6 upper, 7). In the case of intensity 6 lower, for example, it is difficult to stand and some constructions in wood with weak structure can collapse.

2-1 Nankai Trough Earthquake

“Trough” is a narrow, elongated recess of up to 6,000 meters deep in the seabed. Nankai trough, 4,000 meters deep, is located on the Pacific coast of the Japanese archipelago, from the Suruga Bay in Shizuoka Prefecture to the island of Kyushu. Along this Nankai trough, big earthquakes such as Tokai, Tonankai, and Nankai earthquakes occur every 100 to 150 years.

There is a 70~80 % chance that a massive earthquake registering magnitude 8 to 9 along Nankai trough would occur within 30 years. It is important to be prepared for an earthquake in daily life to minimize the damage.

2-2 Measures against an Earthquake

- a. Stock up drinking water and food to last a week if possible (at least 3 days worth). Also put portable radio or flashlight in an emergency bag that you take with you when you evacuate and it can help in an emergency situation.
- b. The houses that the construction began before May 31st, 1981 may not have the required resistance to earthquakes. If your house is diagnosed in a resistance review as "possible collapse by earthquake" in the event of earthquake, consider having reinforcement or rebuilding of the house.
- c. Take measures such as securing the furniture and electrical appliances in the house and attaching the anti-shattering film to windows.
- d. Confirm the safest place in the house considering the layout of the room and furniture.
- e. Confirm beforehand where and how to go to the shelters in case of evacuation, as well as the form of contact with your family members.
- f. Participate actively in the emergency drills and other prevention activities in your area.
- g. Check the “Disaster Preparedness Guidebook” to learn the basic knowledge of earthquakes and the preparation that you can do in your home.
※ Refer to E-60 for the “Disaster Preparedness Guidebook”.

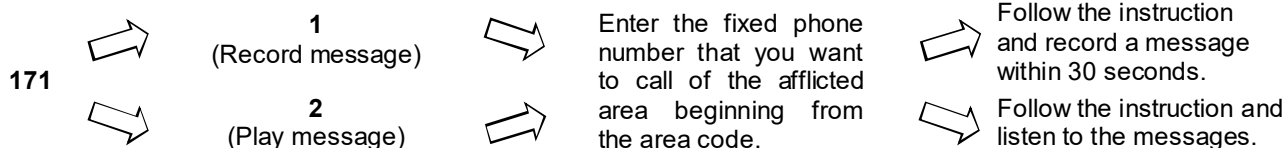
2-3 When an Earthquake is Occurred

- a. If you are inside a building, move away from furniture that could topple over and protect yourself under the table until the shaking subsides.
- b. When the shaking subsides, turn off the gas and close the gas cock to prevent fires.
- c. When you confirm there is no risk of fire outbreak, open the necessary doors to assure your way out.
- d. In case of evacuating the housing, shut off the main water valve. Also turn off the main switch of electric circuit breaker to avoid electrical appliances damaged or overturned when power is recovered. Installing a seismic circuit breaker is also effective.
- e. If you are outside, watch out for the falling objects including block fences, vending machines, pieces of broken glasses, or sign boards.
- f. Earthquakes may trigger tsunamis. If you are near the shore, please evacuate to a higher ground.
- g. If you are driving a car when an earthquake occurs, hold the steering wheel firmly, slow down gradually and stop the car on the left side of the road and turn off the engine. If you need to evacuate, do so on foot, leaving the key inside and the car unlocked taking all valuables including the vehicle inspection certificate with you.

2-4 Emergency Messaging Service (*saigaiyō dengon daiyaru*)

When a large-scale disaster such as an earthquake occurs, it may be difficult to make telephone calls for a few days as a rush of phone calls of concern to the afflicted area may jam the lines. The emergency messaging service (171) can be used for safety confirmation and information sharing between family members, relatives and friends, depending on the telephone connection situation. Dial 171, and record/play messages according to the vocal guidance.

Basic Instructions



The vocal guidance is offered only in Japanese. This service cannot be used outside of Japan. As a general rule, a call to the recipient's number is charged. You can try messaging phone in case of disaster on several occasions, as for example the 1st and 15 of each month, during the first 3 days of New Year (Jan.1, 2 and 3) and during the week of disaster prevention (from August 30 to September 5 every year) or during the week of volunteering for disaster prevention (from 15 to 21 January every year).

Disaster Message Board (web171)

It is possible to post and read messages by entering the phone numbers (fixed, mobile, and PHS) from your computer or smartphone.

URL <https://www.web171.jp/>

Also, you can use disaster message board services provided by mobile companies and PHS companies. For more details, contact each provider.

3 Typhoons & Torrential Rains

Typhoons frequently approach Japan during the summer and autumn. If a typhoon approaches, the subsequent strong winds and heavy rain may cause other damage such as floods or landslides. Pay attention to the radio or television for typhoon information. If a typhoon approaches, avoid travel, excursions to mountains, fishing or bathing on beaches as possible. It is very important to check dangerous places and evacuation routes in hazard maps of your area and be prepared with emergency kit on a daily basis for natural disaster such as typhoons and torrential rains. When the emergency of natural disaster occurs, evacuate at appropriate timing after checking evacuation information from municipal office in your area and weather information from Japan Meteorological Agency. Elementary schools, junior high schools and community centers are not only evacuation destination. It is important to think about, beforehand, another appropriate evacuation destination, such as safe places of relatives and friends, especially based on the situation where Covid19 infection is a concern.

4 Disaster Victim Certificate (*risai shōmei*)

You need the certificate of loss to receive supports such as reduction or deferral of taxes after suffering damage by earthquake, flood, fire or other type of disaster. You can acquire an application form for damages other than fire at the municipal office of your local area and for fire damage from the headquarters of the fire department of your area.

5 Gas Leak

If you detect the risk of escape of gas through the odor or the alarm of a gas detector, follow the following tips.

- Open the doors and windows.
- Turn off the gas valve at the stove and the main stopcock of gas meter, and avoid using any fire.
- Never touch switches of electrical devices, even the ventilators as an explosion could occur because of any spark.
- Notify the gas company or the gas distributor.

6 Disaster Preparedness Guidebook

The Aichi International Association published the "Disaster Preparedness Guidebook" to enhance the prepared awareness and the spirit of self-help for foreign residents. The guidebook is written in both a foreign language (Portuguese, Spanish, English, and Chinese) and easy Japanese. You can download PDF from URL.

URL <http://www2.aia.pref.aichi.jp/kikaku/j/bosaiguidebook/index.html>

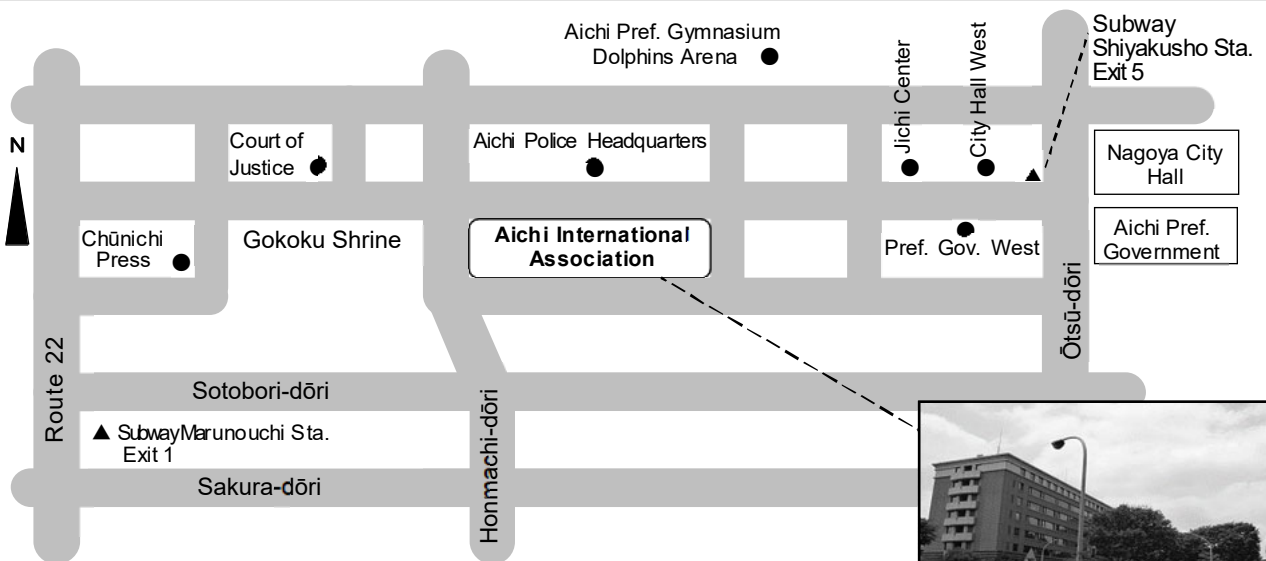


Chapter 12 Directory

1 Aichi International Association (AIA)

The Aichi International Association has various facilities including multicultural centers, libraries, "Volunteers Room" which is a room for volunteers and "Group Exchanges Room" for registered groups. In addition, a variety of courses, lectures, and events are organized. Use our services to extend exchanges and to collect information on the countries around the world.

Address	460-0001 Nagoya-shi Naka-ku Sannomaru 2-6-1 Aichi Prefectural Government Sannomaru Annex Building, 1 & 2F
Open	Monday to Thursday and Saturday, 10:00 - 18:00 (closed on national holidays and 12/29 through 1/3) Friday, 10:00 - 20:30
Access	5 min. walk from exit 5 of Shiyakusho Station (on the Meijo Subway Line) 10 min. walk from exit 1 of Marunouchi Station (on the Tsurumai /Sakuradori Subway Line)



A Aichi Multicultural Center

① Information Counseling & Support by Multicultural Social Worker

Multicultural social workers provide daily living consultation for the foreign residents. For complicated cases, we offer individual support on a long-term basis.

<Hours > Monday to Saturday 10:00 ~ 18:00
 <Available languages> Portuguese, Spanish, English, Chinese, Filipino/Tagalog, Vietnamese, Nepali, Indonesian, Thai, Korean, Burmese and Japanese

② Free Legal Consultation With Lawyer For Foreign Residents

2nd and 4th Friday 13:00 - 16:00 (appointment required)
 <Available languages >

Portuguese, Spanish, English, Chinese, Pilipino/Tagalog and Vietnamese

③ Consultation by Specialist

- Residential status consultation 3rd Wednesday, 13:00 -17:00 (appointment required)
- Labor-related consultation 2nd Monday, 13:00 -17:00 (appointment required)
- Consumer affairs consultation 4th Monday, 13:00 -16:30 (appointment required)

< Available languages > Portuguese, Spanish, English, Chinese, Filipino/Tagalog, Vietnamese, Nepali, Indonesian, Thai, Korean, Burmese and Japanese



Contact

TEL	052-961-7902	FAX	052-961-8045
E-mail	sodan@aia.pref.aichi.jp		

B Website (i-net)

<http://www2.aia.pref.aichi.jp/>

<https://m.facebook.com/Aichi.International.Association.AIA/>

The website, i-net, provides information on events and daily living for foreign residents in 12 languages.

C Library

You can read and borrow a variety of books including Japanese books on international exchanges and foreign cultures, foreign childrens' books and books about Japanese culture in foreign languages. There is also an area where you can watch videos of Japanese cultures in foreign languages and read magazines and newspapers from foreign countries and DVD for learning Japanese. Opening hour is Monday to Saturday, 10:00 to 18:00 except closed days of the facility.

D Japanese Classes of Aichi International Plaza

Japanese classes are operated by volunteers in cooperation with the Aichi International Plaza since 1999. These volunteers have completed the Japanese volunteer beginner seminar and Japanese volunteer beginner course held by the Aichi International Association.

Opening Hours (Three terms a year)

Tuesday (afternoon)	13:30 - 15:00		
Friday (afternoon)	13:30 - 15:00	Friday (night)	19:00 - 20:30
Saturday (morning)	10:30 - 12:00	Saturday (afternoon)	14:00 - 15:30

Contact

TEL	052-961-8746 (International Exchange Section (<i>kōryū tanto</i>))
FAX	052-961-8045
E-mail	koryu@aia.pref.aichi.jp

E Japanese Language Resource Room

You can access to Japanese educational materials and get information on Japanese language education

Japanese Classes in Aichi Prefecture

You can search for Japanese classes in Aichi prefecture and download data from the address below (Japanese only).

URL <http://www2.aia.pref.aichi.jp/koryu/resource/class/classtop.html>

Contact

TEL	052-961-8746 (International Exchange Section (<i>kōryū tanto</i>))
E-mail	koryu@aia.pref.aichi.jp

2

Hello Work (Public Employment Security Office)

Name	Address		TEL	Jurisdiction
Nagoya	Nagoya Naka	Nagoya-shi Naka-ku Nishiki 2-14-25 Yamaichibiru	052-855-3740	Nishi-ku, Nakamura-ku, Naka-ku, Nakagawa-ku, Kita-ku, Kitanagoya-shi, Kiyosu-shi, Toyoyama-chō
	Nagoya Minami *	Nagoya-shi Atsuta-ku Hataya 2-22-21	052-681-1211	Atsuta-ku, Minami-ku, Minato-ku, Midori-ku, Mizuho-ku, Toyoake-shi
	Nagoya Higashi	Nagoya-shi Meitō-ku Heiwagaoka 1-2	052-774-1115	Chikusa-ku, Shōwa-ku, Meitō-ku, Tenpaku-ku, Higashi-ku, Moriyama-ku, Nisshin-shi, Nagakute-shi, Tōgō-chō
Toyohashi*	Toyohashi-shi Ōkunichō 111		0532-52-7191	Toyohashi-shi, Tahara-shi
Okazaki*	Okazaki-shi Hanechō Aza Kita Kanchi 50-1		0564-52-8609	Okazaki-shi, Kōta-chō
Ichinomiya*	Ichinomiya-shi Hachiman 4-8-7		0586-45-2048	Ichinomiya-shi, Inazawa-shi (except Heiwachō)
Handa*	Handa-shi Miyajichō 200-4		0569-21-0023	Handa-shi, Tokoname-shi, Chita-shi, Tōkai-shi, Agui-chō, Taketoyo-chō, Higashiura-chō, Mihama-chō, Minamichita-chō
Seto	Seto-shi Higashi Naganechō 86		0561-82-5123	Seto-shi, Owariasahi-shi
Toyota*	Toyota-shi Tokiwachō 3-25-7		0565-31-1400	Toyota-shi, Miyoshi-shi
Tsushima*	Tsushima-shi Teramaechō 2-3		0567-26-3158	Tsushima-shi, Yatomi-shi, Aisai-shi, Ama-shi, Heiwachō (Inazawa-shi), Ōharu-chō, Kanie-chō, Tobishima-mura
Kariya*	Kariya-shi Wakamatsuchō 1-46-3		0566-21-5001	Kariya-shi, Takahama-shi, Anjō-shi, Ōbu-shi, Chiryū-shi
Hekinan (Branch)	Hekinan-shi Asama machi 1-41-4		0566-41-0327	Hekinan-shi
Nishio*	Nishio-shi Kumamichō Komatsujima 41-1		0563-56-3622	Nishio-shi
Inuyama*	Inuyama-shi Matsumotochō 2-10		0568-61-2185	Inuyama-shi, Kōnan-shi, Iwakura-shi, Ōguchi-chō, Fusō-chō
Toyokawa	Toyokawa-shi Chitose Dōri 1-34		0533-86-3178	Toyokawa-shi
Gamagori (Branch)	Gamagōri-shi Minatochō 16-9		0533-67-8609	Gamagōri-shi
Shinshiro	Shinshiro-shi Nishirifune 24-1		0536-22-1160	Shinshiro-shi, Shitara-chō, Tōei-chō, Toyone-mura
Kasugai*	Kasugai-shi Ōdechō 2-135		0568-81-5135	Kasugai-shi, Komaki-shi

* Please confirm the available languages and office hours on page E-70.

3

Labor Standards Inspection Office

Name	Address	TEL	Jurisdiction
Nagoya Kita	461-8575 Nagoya-shi Higashi-ku Shirakabe 1-15-1 Nagoya Gōdō Chōsha Sangō Kan	Labor Conditions: 052-961-8653 Workmen's Accident Compensation Insurance: 052-961-8655	Higashi-ku, Kita-ku, Naka-ku, Moriyama-ku, Kasugai-shi, Komaki-shi
Nagoya Higashi	468-8551 Nagoya-shi Tenpaku-ku Nakahira 5-2101	Labor Conditions: 052-800-0792 Workmen's Accident Compensation Insurance: 052-800-0794	Chikusa-ku, Shōwa-ku, Mizuho-ku, Atsuta-ku, Midori-ku, Meitō-ku, Tenpaku-ku, Toyoake-shi, Nisshin-shi, Tōgō-chō
Nagoya Minami	455-8525 Nagoya-shi Minato-ku Kōmei 1-10-4	Labor Conditions: 052-651-9207 Workmen's Accident Compensation Insurance: 052-651-9209	Nakagawa-ku, Minami-ku, Minato-ku
Toyohashi	440-8506 Toyohashi-shi Daikokuchō 111 Toyohashi Chihō Gōdō Chōsha 6th floor	Labor Conditions: 0532-54-1192 Workmen's Accident Compensation Insurance: 0532-54-1194	Toyohashi-shi, Toyokawa-shi, Gamagōri-shi, Shinshiro-shi, Tahara-shi, Shitara-chō, Tōei-chō, Toyone-mura
Nagoya Nishi	453-0813 Nagoya-shi Nakamura-ku Futatsubashichō 3-37	Labor Conditions: 052-481-9533 Workmen's Accident Compensation Insurance: 052-481-9534	Nakamura-ku, Nishi-ku, Kiyosu-shi, Kitanagoya-shi, Toyoyama-chō
Okazaki	444-0813 Okazaki-shi Hanechō Aza Kita Kanchi 50-1 Okazaki Gōdō Chōsha, 5F	Labor Conditions: 0564-52-3161 Workmen's Accident Compensation Insurance: 0564-52-3163	Okazaki-shi, Kōta-chō
Ichinomiya	491-0903 Ichinomiya-shi Hachiman 4-8-7 Ichinomiya Rōdō Sōgō Chōsha	Labor Conditions: 0586-45-0206 Workmen's Accident Compensation Insurance: 0586-80-8092	Ichinomiya-shi, Inazawa-shi

Name	Address	TEL	Jurisdiction
Handa	475-8560 Handa-shi Miyajichō 200-4 Handa Chihō Gōdō Chōsha	Labor Conditions: 0569-21-1030 Workmen's Accident Compensation Insurance: 0569-55-7392	Handa-shi, Tokoname-shi, Tōkai-shi, Chita-shi, Ōbu-shi, Agui- chō, Taketoyō- chō, Higashiura- chō, Mihama- chō, Minamichita- chō
Kariya	448-0858 Kariya-shi Wakamatsuchō 1-46-1 Kariya Gōdō Chōsha, 3F	Laobr Conditions: 0566-21-4885 Workmen's Accident Compensation Insurance: 0566-80-9844	Kariya-shi, Hekinan-shi, Anjō-shi, Chiryū-shi, Takahama-shi
Toyota	471-0867 Toyota-shi Tokiwachō 3-25-2	Labor Conditions: 0565-35-2323 Workmen's Accident Compensation Insurance: 0565-30-7112	Toyota-shi, Miyoshi-shi
Seto	489-0881 Seto-shi Kumanochō 100	0561-82-2103	Seto-shi, Owariasahi-shi, Nagakute-shi
Tsushima	496-0042 Tsushima-shi Teramaechō 3-87-4	0567-26-4155	Tsushima-shi, Ama-shi, Aisai-shi, Yatomi-shi, Oharu- chō, Kanie- chō, Tobishima-mura
Kōnan	483-8162 Kōnan-shi Osakichō Kawahara 101	0587-54-2443	Kōnan-shi, Inuyama-shi, Iwakura-shi, Ōguchi- chō, Fuso- chō
Nishio	445-0072 Nishio-shi Tokutsugichō Shimojūgoya 13	0563-57-7161	Nishio-shi

4 Pension Office

	Name	Address	TEL	Jurisdiction	
				Heath Insurance/ Employees' Pension Insurance	National Pension
Nagoya	Ozone	461-8685 Nagoya-shi Higashi-ku Higashi Ōzone chō 28-1	052-935-3344	Chikusa-ku, Higashi-ku, Moriyama-ku, Meitō-ku, Kita-ku, Kasugai-shi, Komaki-shi	Chikusa-ku, Higashi-ku, Moriyama-ku, Meitō-ku
	Nakamura	453-8653 Nagoya-shi Nakamura-ku Taikō 1-19-46	052-453-7200	Nakamura-ku, Tsushima-shi, Aisai-shi, Yatomi-shi, Ama-shi, Kanie- chō,	Same as on the left
	Tsurumai	460-0014 Nagoya-shi Naka-ku Fujimi- chō 2-13	052-323-2553	Naka-ku	Same as on the left
	Atsuta	456-8567 Nagoya-shi Atsuta-ku Tenma 2-3-19	052-671-7263	Atsuta-ku, Nakagawa-ku, Minato-ku	Same as on the left
	Kasadera	457-8605 Nagoya-shi Minami-ku Sakushita- chō 3-21	052-822-2512	Mizuho-ku, Minami-ku, Midori-ku, Toyoake-shi	Same as on the left
	Showa	466-8567 Nagoya-shi Shōwa-ku Sakurayama- chō 5-99-6 Sakurayama Ekimae Birū	052-853-1463	Shōwa-ku, Tenpaku-ku, Nisshin-shi, Aichi-gun	Same as on the left
	Nagoya Nishi	451-8558 Nagoya-shi Nishi-ku Jōsai 1-6-16	052-524-6855	Nishi-ku, Kiyosu-shi, Kitanagoya-shi, Nishikakugai-gun	Same as on the left
	Nagoya Kita	462-8666 Nagoya-shi Kita-ku Shimizu 5-6-25	052-912-1213		Kita-ku, Kasugai-shi, Komaki-shi
Other municipalities	Toyohashi	441-8603 Toyohashi-shi Komoguchi- chō 3-96	0532-33-4111	Toyohashi-shi, Gamagōri-shi Tahara-shi	Same as on the left
	Okazaki	444-8607 Okazaki-shi Asahi- chō 3-9	0564-23-2637	Okazaki-shi, Nukata-gun	Same as on the left
	Ichinomiya	491-8503 Ichinomiya-shi Shinsei 4-7-13	0586-45-1418	Ichinomiya-shi, Inuyama-shi, Kōnan-shi, Inazawa-shi, Iwakura-shi, Niwa-gun	Same as on the left
	Seto	489-8790 Seto-shi Kyōeidōri 4-6	0561-83-2412	Seto-shi, Owariasahi-shi, Nagakute-shi	Same as on the left
	Handa	475-8601 Handa-shi Nishishinmachi 1-1	0569-21-2375	Handa-shi, Tokoname-shi, Tōkai-shi, Chita-shi, Chita-gun, Ōbu-shi	Same as on the left
	Toyokawa	442-8605 Toyokawa-shi Kanaya- chō 32	0533-89-4042	Toyokawa-shi, Shinshiro-shi, Kitashitara-gun	Same as on the left
	Kariya	448-8662 Kariya-shi Kotobuki- chō 1-401	0566-21-2110	Kariya-shi, Hekinan-shi, Anjō-shi, Nishio-shi, Chiryū-shi, Takahama-shi	Same as on the left
	Toyota	471-8602 Toyota-shi Shinmei- chō 3-33-2	0565-33-1123	Toyota-shi, Miyoshi-shi	Same as on the left

5

Tax Office

Name	Address	Telephone	Jurisdiction
Atsuta	456-8711 Nagoya-shi Atsuta-ku Hanaomote-chō 7-17	052-881-1541	Atsuta-ku, Minami-ku, Midori-ku, Toyoake-shi
Ichinomiya	491-8502 Ichinomiya-shi Sakae 4-5-7	0586-72-4331	Ichinomiya-shi, Inazawa-shi
Okazaki	444-8552 Okazaki-shi Hane-cho Aza Kitakanji 50-1 Okazaki Gōdō Chōsha	0564-58-6511	Okazaki-shi, Kōta-chō
Owari Seto	489-8520 Seto-shi Kumano-chō 76-1	0561-82-4111	Seto-shi, Owariasahi-shi
Kariya	448-8523 Kariya-shi Wakamatsu-chō 1-46-1 Kariya Gōdō Chōsha	0566-21-6211	Hekinan-shi, Kariya-shi, Anjō-shi, Chiryū-shi, Takahama-shi
Komaki	485-8651 Komaki-shi Chūō 1-424	0568-72-2111	Kasugai-shi, Inuyama-shi, Kōnan-shi, Komaki-shi, Iwakura-shi, Ōguchi-chō, Fusō-chō
Showa	467-8510 Nagoya-shi Mizuho-ku Mizuho-chō Aza Nishifujizuka 1-4	052-881-8171	Shōwa-ku, Mizuho-ku, Tenpaku-ku, Nisshin-shi, Nagakute-shi, Tōgō-chō
Shinshiro	441-1372 Shinshiro-shi Aza Urano 1-1	0536-22-2141	Shinshiro-shi, Shitara-chō, Tōei-chō, Toyone-mura
Chikusa	464-8555 Nagoya-shi Chikusa-ku Shinpo- chō 3-32	052-721-4181	Chikusa-ku, Meitō-ku
Tsushima	496-8720 Tsushima-shi Ryō-chō 2-31-1	0567-26-2161	Tsushima-shi, Aisai-shi, Yatomi-shi, Ama-shi, Ōharu-chō, Kanie-chō, Tobishima-mura
Toyota	471-8521 Toyota-shi Tokiwa-chō 1-105-3 Toyota Gōdō Chōsha	0565-35-7777	Toyota-shi, Miyoshi-shi
Toyohashi	440-8504 Toyohashi-shi Daikoku-cho 111 Toyohashi Chihō Gōdō Chōsha	0532-52-6201	Toyohashi-shi, Toyokawa-shi, Gamagōri-shi, Tahara-shi
Nakagawa	454-8511 Nagoya-shi Nakagawa-ku Otōbashi 1-7-19	052-321-1511	Nakagawa-ku, Minato-ku
Nagoya Kita	462-8543 Nagoya-shi Kita-ku Shimizu 5-6-16	052-911-2471	Kita-ku, Moriyama-ku
Nagoya Naka	460-8522 Nagoya-shi Naka-ku Sannomaru 3-3-2 Nagoya Kokuzei Sōgō Chōsha	052-962-3131	Naka-ku
Nagoya Nakamura	453-8686 Nagoya-shi Nakamura-ku Taikō 3-4-1	052-451-1441	Nakamura-ku
Nagoya Nishi	451-8503 Nagoya-shi Nishi-ku Oshikiri 2-7-21	052-521-8251	Nishi-ku, Kiyosu-shi, Kitanagoya-shi, Toyoyama-chō
Nagoya Higashi	461-8621 Nagoya-shi Higashi-ku Izumi 1-17-8	052-971-8665	Higashi-ku
Nishio	445-8602 Nishio-shi Kumami-chō Minamijugōya 41-1	0563-57-3111	Nishio-shi
Handa	475-8686 Handa-shi Miyaji- chō 50-5	0569-21-3141	Handa-shi, Tokoname-shi, Tōkai-shi, Ōbu-shi, Chita-shi, Agui-chō, Higashiura-cho, Minamichita- chō, Mihama- chō , Taketoyo- chō

6

Prefectural Tax Office

Name	Address	Telephone	Jurisdiction
Nagoya Tobu	460-8483 Nagoya-shi Naka-ku Shinsakaemachi 2-9 Sky Oasis Sakae Nai	052-953-7847	Chikusa-ku, Higashi-ku, Naka-ku, Meitō-ku
Nagoya Hokubu	451-8555 Nagoya-shi Nishi-ku Jōsai 1-9-2	052-531-6305	Kita-ku, Nishi-ku, Moriyama-ku, Kiyosu-shi, Kitanagoya-shi, Toyoyama-chō
Nagoya Seibu	454-8503 Nagoya-shi Nakagawa-ku Chūgō 1-3	052-362-3215	Nakamura-ku, Nakagawa-ku, Minato-ku
Nagoya Nanbu	456-8558 Nagoya-shi Atsuta-ku Morigo-chō 8-22	052-682-8924	Shōwa-ku, Mizuho-ku, Atsuta-ku, Minami-ku, Midori-ku, Tenpaku-ku, Toyoake-shi, Nisshin-shi, Nagakute-shi, Tōgō-chō
Higashi Owari	486-8515 Kasugai-shi Toriimatsu-chō 3-65	0568-81-3139	Seto-shi, Kasugai-shi, Inuyama-shi, Kōnan-shi, Komaki-shi, Owariasahi-shi, Iwakura-shi, Ōguchi-chō, Fusō-chō
Nishi Owari	491-8506 Ichinomiya-shi Shinsei 2-21-12	0586-45-3170	Ichinomiya-shi, Tsushima-shi, Inazawa-shi, Aisai-shi, Yatomi-shi, Ama-shi, Ōharu-chō, Kanie-chō Tobishima-mura
Chita	475-8505 Handa-shi Deguchi-chō 1-36 Chita Sōgō Chōsha Nai	0569-89-8176	Handa-shi, Tokoname-shi, Tōkai-shi, Ōbu-shi, Chita-shi, Agui-chō, Higashiura-chō, Minamichita-chō, , Mihama-chō Taketoyo-chō
Nishi Mikawa	444-8503 Okazaki-shi MyōdaijiHonmachi 1-4 Nishi Mikawa Sōgō Chōsha Nai	0564-27-2712	Okazaki-shi, Hekinan-shi, Kariya-shi, Anjō-shi, Nishio-shi, Chiryū-shi, Takahama-shi, Kōta-chō
Toyota Kamo	471-8537 Toyota-shi Motoshiro-chō 4-45 Toyota Kamo Sōgō Chōsha Nai	0565-32-7483	Toyota-shi, Miyoshi-shi
Higashi Mikawa	440-8528 Toyohashi-shi Hacchōdōri 5-4 Higashi Mikawa Sōgō Chōsha Nai	0532-35-6130	Toyohashi-shi, Toyokawa-shi, Gamagōri-shi, Shinshiro-shi, Tahara-shi, Shitara-chō, Tōei-chō, Toyone-mura

7 Aichi Women Consultation Center

Name	Address	Telephone
Aichi Women's Counseling Center	461-0016 Nagoya-shi, Higashi-ku, Kamitatesugi-chō 1 (Women's Center)	052-962-2527
Aichi Women's Counseling Center Owari Branch	460-0001 Nagoya-shi, Naka-ku, Sannomaru 2-6-1 (Owari Welfare Consultation Center)	052-961-7211 Ext. 2323
Aichi Women's Counseling Center Ama Branch	496-8535 Tsushima-shi, Nishiyanagihara-chō 1-14 (Ama Welfare Consultation Center)	0567-24-2134
Aichi Women's Counseling Center Chita Branch	475-0902 Handa-shi, Miyaji-chō 1-1 (Chita Welfare Consultation Center)	0569-31-0121
Aichi Women's Counseling Center Nishimikawa Branch	444-0860 Okazaki-shi, Myōdaijimonmachi 1-4 (Nishimikawa Welfare Consultation Center)	0564-27-2719
Aichi Women's Counseling Center Toyotakamo Branch	471-0024 Toyota-shi, Motoshiro-chō 3-17 (Toyotakamo Welfare Consultation Center)	0565-33-0294
Aichi Women's Counseling Center Shinshiro-shitara Branch	441-1326 Shinshiro-shi, Aza Nakano 6-1 (Shinshiro-shitara Welfare Consultation Center)	0536-23-8051
Aichi Women's Counseling Center Higashimikawa Branch	440-0806 Toyohashi-shi, Hacchōdōri 5-4 (Higashimikawa Welfare Consultation Center)	0532-54-5111 Ext. 301

8 Aichi Welfare Consultation Center

Name	Address	Telephone
Owari Welfare Consultation Center	460-0001 Nagoya-shi Naka-ku Sannomaru 2-6-1 Aichi-ken Sannomaru Chōsha 7F	052-961-7211(main)
Ama Welfare Consultation Center	496-8535 Tsushima-shi Nishiyanagihara-chō 1-14 Ama Sōgō Chōsha 3F	0567-24-2111(main)
Chita Welfare Consultation Center	475-0902 Handa-shi Miyaji-chō 1-1	0569-31-0121 (Community Welfare and Services Division) 0569-22-3939 (Child Rearing Division)
Nishimikawa Welfare Consultation Center	444-0860 Okazaki-shi Myodaijimonmachi 1-4 Aichi-ken Nishi Mikawa Sōgō Chōsha 9F	0564-23-1211 (main)
Toyota-kamo Welfare Consultation Center	471-0024 Toyota-shi Motoshiro- chō 2-68	0565-33-0294 (Community Welfare and Services Division) 0565-33-2211 (Child Rearing Division)
Shinshiro-shitara Welfare Consultation Center	441-1326 Shinshiro-shi Azanakano 6-1	0536-23-8051 (Community Welfare and Services Division) 0536-23-7366 (Child Rearing Division)
	441-2301 Kitashitara-gun Shitara-chō Taguchi Aza Kawaharada 6-18 Shinshiro Shitara Kensetsu Jimusho Shitara Shisho 1F	0536-63-0070 (Community Welfare and Services Division Welfare Counseling Group)
Higashimikawa Welfare Consultation Center	440-0806 Toyohashi-shi Hachōdōri 5-4 Aichi-ken Higashi Mikawa Sōgō Chōsha 1, 2 F	0532-54-5111 (main)

9 Consultation on Traffic Accident

♦J: Japanese ♦P: Portuguese ♦S: Spanish ♦E: English ♦C: Chinese T: ♦Pilipino/Tagalog ♦V: Vietnamese

Organization	Place	TEL	Lang.	Day	Hour
Aichi International Association (AIA) Aichi Multicultural Center Legal Consultation for Foreign Residents	Nagoya-shi	052-961-7902	P, S, E, C, T, V	2 nd & 4 th F	13:00 - 16:00 Reservation required
Nagoya International Center (NIC) Legal Consultation for Foreigner	Nago ya-shi	052-581-6111	P, S, E, C	Sat	10:00 - 12:30 Reservation required (answering machine)
Aichi Prefectural Central Citizen Counseling and Information Center Traffic Accident Consultation	Nagoya-shi	052-962-5100	J	M - F	9:00 - 17:15
Aichi Prefectural Central Citizen Counseling and Information Center Legal consultation (Civil Cases)	Nagoya-shi	052-962-5100	J	1 st - 4 th M	14:00 - 15:00 Reservation required
Nagoya Legal Consultation Center (Aichi Bar Association) Traffic Accident Consultation	Nagoya-shi	0570-783-110	J	M - Sat	10:15 - 16:20 Call for reservation 9:10-16:30 everyday
General Insurance Association of Japan Sonpo ADR Center Central Area	Nagoya-shi	0570-022808 052-308-3081 from IP telephone	J	M - F	9:15 - 17:00

10 Counseling for Foreign Residents

- ◆ J: Japanese ◆ P: Portuguese ◆ S: Spanish ◆ E: English ◆ C: Chinese ◆ T: Tagalog/Philipino ◆ V: Vietnamese
 ◆ N: Nepali ◆ I: Indonesian ◆ Th: Thai ◆ B: Burmese ◆ K: Korean
 ◆ M: Monday ◆ Tu: Tuesday ◆ W: Wednesday ◆ Th: Thursday ◆ F: Friday ◆ Sat: Saturday ◆ Sun: Sunday

Type	Organization	TEL	Place	Lang.	Day	Hour
General (public offices)	Aichi International Association Aichi Multicultural Center	052-961-7902	Nagoya-shi	P, S, E, C, T, V, N, I, Th, K, B, J	M - Sat	10:00 - 18:00
	Nagoya international Center Information Counter	052-581-0100	Nagoya-shi	P, S	Tu - Sun	10:00 - 12:00 13:00 - 17:00
				E	Tu - Sun	9:00 - 19:00
				C	Tu - F	13:00 - 17:00
					Sat, Sun	10:00 - 12:00 13:00 - 17:00
				T, K	Th, Sat, Sun	13:00 - 17:00
				V	W, Sun	
				N	W	
	Toyohashi City Counseling for Foreign Residents	0532-51-2067	Toyohashi-shi	P	M - F	9:00 - 16:00
				E		9:00 - 17:00
				T	M	9:00 - 15:00
					Tu, W	10:00 - 16:00
	Toyohashi international Association Daily Living Counseling for Foreign Residents INFOPIA	080-3635-0783	Toyohashi-shi	P	Every day	9:00 - 17:00
		090-1860-0783		S, E, C, T		
				V, N, I, Th, K (Remote Interpretation)		
	Okazaki City Counseling for Foreign Residents	0564-23-6480	Okazaki-shi	P, E	M - F	8:30 - 17:15
				C, T	M - F	8:30 - 16:15
	Okazaki City Libra International Community Center	0564-23-3148	Okazaki-shi	S	Th, Sat, Sun	9:15 - 17:00
				E	M, Tu, F - Sun	
				T	Tu, Th, Sat	
				V	M - F	
	Ichinomiya International Association International Welcome Plaza	0586-85-7076	Ichinomiya-shi	E, C, T, Italian	1 st Sun	9:30 - 10:30
	Seto International Center Consultation for Foreign Residents	0561-83-7719	Seto-shi	P	1 st & 3 rd W (3 rd We at City Hall)	10:00 - 12:00 13:00 - 17:00 (Reception until 16:00)
				S	Tu (2 nd & 4 th Tu at City Hall)	
	Handa International Association General Counseling	0569-26-1929	Handa-shi	E, C	M - F (Except 3 rd M & Tu)	10:00 - 16:00
					Sun	10:00 - 12:00
	Kasugai City Counseling for Foreign Residents	0568-85-6620	Kasugai-shi	P	2 nd & 4 th W	9:00 - 12:00 13:00 - 16:00
				S	3 rd W	
E, T				1 st W		
Toyokawa City Counseling for Foreign Residents	0533-89-2158	Toyokawa-shi	P, E	M - F	8:30 - 17:15	
			C	M, W, F	8:45 - 12:45	
			V	Tu, Th	9:00 - 13:00	
			S, K	M - F	8:30 - 17:15 (by video-phone)	
			C, T, V, N, Hindi, Italian	M - F	9:00 - 17:15 (by video-phone)	
			French, Russian	M - F	10:00 - 17:15 (by video-phone)	
Toyokawa International Association Counseling for Foreign Residents	0533-83-1571	Toyokawa-shi	P	M - F	13:15 - 17:15	
				Tu, W	9:00 - 13:00	
			S, C	M - F	8:30 - 17:15	
			E	M, Tu, Th, F	9:00 - 14:00	
Hekinan City Public Division	0566-41-3311	Hekinan-shi	P, S	M	9:00 - 12:00	
Kariya City Daily Living Counseling	0566-62-1058	Kariya-shi	P, E	M - F	8:30 - 12:00 13:00 - 17:00	
			C	Tu - F		
			T	M, Tu, Th, F		

- ◆ J: Japanese ◆ P: Portuguese ◆ S: Spanish ◆ E: English ◆ C: Chinese ◆ T: Tagalog/Philipino ◆ V: Vietnamese
 ◆ N: Nepali ◆ I: Indonesian ◆ Th: Thai ◆ B: Burmese ◆ K: Korean

Type	Organization	TEL	Place	Lang.	Day	Hour	
General (public offices)	Toyota City Consultation Services in Foreign Languages	0565-34-6626	Toyota-shi	P,S,E (By interpreter)	M - F	8:30 - 17:15	
	Toyota Multilingual Support Desk Telephone Interpretation Service	0565-34-6626	Toyota-shi	P, S, E, C, K T, V, N, I, Th, Hindi, Russian French	M - F	8:30 - 17:15 9:00 - 17:15 10:00 - 17:15	
	Toyota International Association Multicultural Center (Daily Living Consultation)	0565-33-5931	Toyota-shi	P	Sat, Sun	10:00 - 16:00	
	(Interpretation and translation)			E	Tu - Sun	9:00 - 19:00 (Sat&Sun until 17:00)	
				C	Tu	13:00 - 16:00	
					W - F, Sun Sat	10:00 - 16:00 9:00 - 12:00	
	Anjo City Consultation Services for Foreign Residents	Interpretation Service by phone Interpretation Service by video-phone	0566-71-2299	Anjō-shi	P,C,T etc 12 languages	M - F	8:30 - 17:15
	P,C,T etc 13 languages				8:30 - 17:15		
	Nishio City Consultation Services for Foreign Residents	0563-65-2383	Nishio-shi	P	M - F	13:00 - 17:00	
	Gamagori city Consultation for Foreign Residents			V		8:30 - 17:00	
				11 languages by telephone interpretation service		8:30 - 17:15	
	Inuyama City Consultation for Foreign Residents	0568-44-0343	Inuyama-shi	P, S E, C, T	F 1 st F	13:00 - 16:30	
	Konan International Association Fukura no Ie Daily Living Consultation for Foreign Residents	0587-56-7390	Kōnan-shi	P, S, E, C	M - F	10:00 - 12:00 13:00 - 15:00	
	Komaki City Consultation for Foreign Residents	0568-39-6527	Komaki-shi	P, S, E,	M - F	9:00 - 12:00 13:00 - 17:00	
	Inazawa City Consultation for Foreign Residents in Portuguese	0587-32-1125	Inazawa-shi	P	1 st & 3 rd F	9:30 - 12:30	
	Shinshiro City Consultation in Portuguese	0536-23-7622	Shinshiro-shi	P	Tu,Th (except holidays)	13:00 - 15:00	
	Tokai International Association Daily Living Consultation for Foreign Residents	0562-32-5339	Tōkai-shi	E, C, T	As needed by appointment		
	Obu City Consultation for foreign residence (Welsuppo)	0562-45-6219	Ōbu-shi	13 languages by video-phone	M,Tu,Th, F W	8:30 - 17:15 8:30 - 19:15	
	Obu City (Obu International Association) Consultation in Foreign Languages	Obu International Association 080-4525-5931	Ōbu-shi	P	W 2 nd & 4 th W	13:00 - 17:00 13:00 - 18:00	
	Chita City Daily Living Consultation for Foreign Residents			C	2 nd W	13:00 - 17:00	
				V	4 th W		
	Chiryū City Consultation for Foreign Residents	0566-83-1111	Chiryū-shi	P	M Th, F	9:00 - 12:00 13:00 - 16:00 9:00 - 12:00	
	Takahama City Consultation for Foreign Residents	0566-52-1111	Takahama-shi	P, V	M - F	9:30 - 12:00 (City Hall)	
						13:00 - 16:00	
	Iwakura City Support Desk for Foreign Residents	0587-38-5040	Iwakura-shi	P, E (other languages available by translator device)	M - F	9:00 - 16:00	
	Nisshin City (Nisshin International Association) Counseling for Foreign Residents	0561-73-1131	Nisshin-shi	P, S, E, C, K	M - F	9:00 - 12:00 13:00 - 16:00	
NPO Tahara International Association	0531-22-2622	Tahara-shi	J (E, C, T, V, I with appointment)	W, F, Sun	10:00 - 18:00		
Kitanagoya City International Association Daily Living Counseling for Foreign Residents	0588-22-1111	Kitanagoya -shi	J (Pocke Talk available)	M - F	9:00 - 17:00		
Miyoshi City Consultation for Foreign Residents	Municipal Section Health Promotion Section Tax affairs Section Parenting Support Section	0561-32-8012	Miyoshi-shi	P	M, Tu, F	13:00 - 16:00	
					W, Th	9:00 - 16:00	
					M	9:00 - 12:00	
					Tu	9:00 - 12:00	
					F	9:00 - 12:00	

◆ J: Japanese ◆ P: Portuguese ◆ S: Spanish ◆ E: English ◆ C: Chinese ◆ T: Tagalog/Philipino ◆ V: Vietnamese
 ◆ N: Nepali ◆ I: Indonesian ◆ Th: Thai ◆ B: Burmese ◆ K: Korean

Type	Organization	TEL	Place	Lang.	Day	Hour
General (public offices)	Ama City International Association	090-3932-5931	Ama-shi	E, J	M - F	9:00 - 17:00
	Fusō Town Multicultural Center Consultation for Foreign Residents	0587-93-1111	Fusō-chō	E, C, J	Th	19:00 - 20:30
					Sun	13:30 - 15:00
	Higashiura Town Consultation for Foreign Residents	0562-83-3111 (Higashiura Town Hall)	Higashiura-chō	P	M - F	8:30 - 17:00
					W	10:30 - 19:00
					Th	8:30 - 11:00
						13:00 - 17:00
E, T					M - F	13:00 - 16:00
Kouda Town Consultation for Foreign Residents	0564-62-1111 (Ex.331)	Koda-chō	P	M - F	10:00 - 12:00 13:00 - 17:00	
				Multilingual Telephone Interpretation	M - F	8:30 - 12:00 13:00 - 17:15
General (civil organizations)	Catholic Commision of Japan for Migrants, Refugees and People on the Move (Tomo-no-kai)	052-953-9480	Nagoya-shi	S, E, J	M - F	10:00 - 16:00
	Support Group for Brazilians Residents (Sabja)	050-6861-6400	Tokyo-to	P	M - F	Appointment 9:00 - 16:00
			Shizuoka-ken Hamamatsu-shi		M - Sat	On-line Consultation 9:00 - 20:00
			Shinshiro-shi		F (Consulate General of Brazil in Hamamatsu)	9:00 - 13:00(visitors only)
					3 rd M (Shinshiro city hall)	10:00 - 13:00(visitors only) Education support for Brazilian students (9:00 - 16:00)
	Social Inclusion Support Center Help Line for Foreigners	0120-279-338 (Press "2" after the guidance)	Facebook・MessengerCall https://www.facebook.com/yorisoi2foreign	P,S,E,C, T,V,N,I,Th,K	Everydays	10:00 - 22:00
		E, T, V, N, I (Appointment required in other languages)		F, Sun	16:00 - 22:00	
	Hamamatsu Telephone Counseling Service (Hamamatsu Inochino Denwa)	080-3068-0333	Hamamatsu-shi Shizuoka pref.	P	F	19:30 - 21:30
	Tokyo English Telephone Counseling Service (Tokyo Eigo Inochino Denwa)	03-5774-0992	Tokyo-to	E	Everyday	9:00 - 23:00
	Yokohama Telephone Counseling Service (Yokohama Inochino Denwa) (LAL)	0120-66-2488	Yokohama-shi	P	W	10:00 - 21:00
F					19:00 - 21:00	
0120-66-2477		S	W	10:00 - 21:00		
			F	19:00 - 21:00		
Sat	12:00 - 21:00					
Municipal / Administration Consultation	Nagoya International Center Administrative Scrivener Consultation for Foreign Residents	052-581-0100	Nagoya-shi	P, S, E, C, V	W - Sun	13:00 - 17:00
				T, K,	Sun	13:00 - 17:00 (*Priority for reservations)
				N, J	W	13:00 - 17:00
	Free consultation service by Aichi Administrative Scriveners Assosiation	052-908-7255	Nagoya-shi	J	2 nd Tu	10:00 - 16:00
Toyota City Administrative Consultation for Foreign Residents	0565-34-6626	Toyota-shi	P, S, E	4 times a year (the 2 nd Mon of May, Aug, Nov, Feb) (Appointment required)		
Status of Residence / Visa	Aichi International Association Aichi Multicultural Center Consultation Service for Foreign Residents (Residential status related)	052-961-7902	Nagoya-shi	P, S, E, C, T, V, N, I, Th, K, B, J	3 rd W (In case of holiday, the next We)	13:00 - 17:00 Appointment required. (Please make an appointment by noon of the day before the appointment.)
	Immigration Information Center (Nagoya office is for visitors only, for phone call, call the number on the right)	0570-013904 (Nation-wide comm on number)	Nagoya Immigration Office	P, S, E, C, T, V, K, J	M - F (except holidays and year-end holidays)	8:30 - 17:15
		Call 03-5796-7112 from PHS, IP telephones or calling from abroad.				
Immigration Procedure Assistance Association (IPAA) Free Telephone Consultation	090-6644-5490	Nagoya-shi	J	Accepting as needed		
Trainee / Intern	Organization for Technical Intern Training (OTIT)	0120-250-147	E	Tu, Sat	11:00 - 19:00	
		0120-250-197	T			
		0120-250-169	C	M, W, F		
		0120-250-168	V	M - F		
		0120-250-192	I	Tu, Th		
		0120-250-198	Th	Th, Sat		
		0120-250-302	B	F		
0120-250-366	Cambodian	Th				

◆ J: Japanese ◆ P: Portuguese ◆ S: Spanish ◆ E: English ◆ C: Chinese ◆ T: Tagalog/Philipino ◆ V: Vietnamese
 ◆ N: Nepali ◆ I: Indonesian ◆ Th: Thai ◆ B: Burmese ◆ K: Korean

Type	Organization	TEL	Place	Lang.	Day	Hour	
Job Seeking	Nagoya Employment Service Center for Foreigners	052-855-3770	Nagoya-shi	P, S, E, C	M - F	9:15 - 12:00	
				T	We,Th, Fr	13:00 - 17:15	
	Toyohashi Employment Center for Foreigners	0532-57-1356	Toyohashi-shi	P, E	M - F	9:00 - 12:00	
				S	W - F	13:00 - 17:00	
	Hello Work (Public Employment Office) Handa	0569-21-0023	Handa-shi	P	M, Tu, Th	9:00 - 12:00	
					W, F	13:00 - 16:00	
				S	W	9:00 - 12:00	
						13:00 - 17:00	
	Hello Work (Public Employment Office) Seto	0561-82-5123	Seto-shi	P, S, E	Tu, Th	9:00 - 12:00 13:00 - 16:00	
	Hello Work (Public Employment Office) Ichinomiya	0586-45-2048	Ichinomiya-shi	P, S	M - F	9:30 - 12:00	
				E	Tu, Th, F	13:00 - 16:30	
	Hello Work (Public Employment Office) Inuyama	0568-61-2185	Inuyama-shi	P	M - F	9:00 - 12:00	
				S	M - Th	13:00 - 17:00	
	Hello Work (Public Employment Office) Kariya	0566-21-5001	Kariya-shi	P	M - F	8:30 - 12:00 13:00 - 17:00	
					M, W	9:00 - 12:00 13:00 - 16:00	
				E	Tu	10:00 - 12:00 13:00 - 17:00	
					Th, F	9:00 - 12:00 13:00 - 17:00	
	Hello Work (Public Employment Office) Kasugai	0568-81-5135	Kasugai-shi	P	M - F	9:00 - 12:00	
				E	M, W, Fr	13:00 - 17:00	
	Hello Work (Public Employment Office) Nagoya Minami	052-681-1211	Nagoya-shi	P	M - F	9:00 - 12:00	
E				Tu	13:00 - 17:00		
C				W, F			
Hello Work (Public Employment Office) Nishio	0563-56-3622	Nishio-shi	P	M - F	9:00 - 12:00 13:00 - 16:30		
			E	Th	9:00 - 12:00 13:00 - 15:30		
			V	M - F	9:00 - 12:00 13:00 - 16:00		
Hello Work (Public Employment Office) Okazaki	0564-52-8609	Okazaki-shi	P, E	M - F	10:00 - 12:00 13:00 - 17:00		
Hello Work (Public Employment Office) Toyohashi	0532-52-7191	Toyohashi-shi	P, E	M - F	9:00 - 12:00		
			S	W - F	13:00 - 17:00		
Hello Work (Public Employment Office) Toyokawa	0533-86-3178	Toyokawa-shi	P	Tu, W, Th	9:00 - 12:00 13:00 - 17:00		
				M - F	10:00 - 12:00 13:00 - 17:00		
			S	Tu, W, F	9:00 - 12:00 13:00 - 17:00		
			E	M, F	10:00 - 12:00 13:00 - 17:00		
Hello Work (Public Employment Office) Toyota	0565-31-1400	Toyota-shi	P	M - F	9:15 - 17:15		
			S	M, W, F	9:15 - 12:00 13:00 - 17:15		
				Tu	10:15 - 13:00		
E	Tu, W, F	14:00 - 17:15					
Hello Work (Public Employment Office) Tsushima	0567-26-3158	Tsushima-shi	P, S	Tu, Th	9:00 - 12:00 13:00 - 17:00		
Hello Work (Public Employment Office) shinshiro	0536-22-1160	Shinshiro-shi	P	Th	9:00 - 12:00 13:00 - 16:00		
Aichi Job Promotion for Foreign Residents Management Office	0566-88-0117	Kariya-shi	P, E	M - F	9:00 - 17:00		
Labor Problems	Aichi Labor Bureau (rōdō kijun-bu, kantoku-ka) Labor Consultation for Foreigners Corner	052-972-0253	Nagoya-shi	P	Tu - Fr	9:30 - 12:00	
				E	Tu, Th	13:00 - 16:00	
	Toyohashi Labor Standards Inspection Office	0532-54-1192	Toyohashi-shi	P	M, W, Fr	9:30 - 12:00 13:00 - 15:30	
	NagoyaNishi Labor Standards Inspection Office	052-481-9533	Nagoya-shi	V	Th	9:30 - 12:00 13:00 - 16:00	
	Kariya Labor Standards Inspection Office	0566-21-4885	Kariya-shi	P	M, W	9:30 - 12:00 13:00 - 16:00	
	Ministry of Health, Labor and Welfare Consultation dial for foreign workers		0570-001703		P	M - F	10:00 - 12:00 13:00 - 15:00 (except 12/29-1/3)
					S	M - F	
E					M - F		
C					M - F		
T					M - F		

◆ J: Japanese ◆ P: Portuguese ◆ S: Spanish ◆ E: English ◆ C: Chinese ◆ T: Tagalog/Philipino ◆ V: Vietnamese
 ◆ N: Nepali ◆ I: Indonesian ◆ Th: Thai ◆ B: Burmese ◆ K: Korean

Type	Organization	TEL	Place	Lang.	Day	Hour	
Labor Problems	Ministry of Health, Labor and Welfare Consultation dial for foreign workers	0570-001-706		V	M - F	10:00 - 12:00 13:00 - 15:00 (except 12/29-1/3)	
		0570-001-708		N	Tu, W, Th		
		0570-001-715		I	W		
		0570-001-712		Th	W		
		0570-001-709		K	Th,F		
		0570-001-707		B	M		
		0570-001-716		Cambodian (Khmer)	W		
	Working Condition Consultation Hotline		0120-531-403		P	Everyday	Weekdays (M - F) 17:00 - 22:00 Sat, Sun & Holidays 9:00-21:00
			0120-531-404		S	Tu, Th, F, Sat	
			0120-531-401		E	Everyday	
			0120-531-402		C	Everyday	
			0120-531-405		T	Tu, W, Sat	
			0120-531-406		V	W, F, Sat	
			0120-531-408		N	W, Sun	
0120-613-803				I	Th, Sun		
0120-613-802				Th	Th, Sun		
0120-613-801				K	Th, Sun		
0120-531-407				B	W, Sun		
Nagoya Occupational Safety and Health Institute, Inc. (NOSHC) (<i>nagoya rōsai shokugyōbyō kenkyūkai</i>)		052-837-7420	Nagoya-shi	E, J	M - F (except holidays)	10:00 - 18:00	
		FAX number is the same					
Aichi International Association Aichi Multicultural Center Specialist Consultation for foreigner (Labor)		052-961-7902	Nagoya-shi	P,S,E,C,T,V,N,I, Th,K,B,J	2nd M	13:00 - 17:00	
Human Rights	Nagoya Legal Affairs Bureau Human Rights Counseling Center for Foreigners	0570-090911	Nagoya-shi	P,S,E,C,T,V,N,I, Th,K,B	M - F (except holidays & year-end holidays)	9:00 - 17:00	
	Internet Human Rights Counseling for Foreigner	http://www.jinken.go.jp/soudan/PC_AD/0101_en.html http://www.jinken.go.jp/soudan/PC_AD/0101_zh/html		E C			
Nationality	Nagoya Legal Affairs Bureau Nationality Division (<i>minji gyōsei-bu kokuseki-ka</i>)	052-952-8111	Nagoya-shi	J	M-F (except holidays and 12/29 - 1/3) Appointment required	8:30 - 17:15	
Legal Matters	Aichi International Association Multicultural Center Free Legal Consultation for Foreigners	052-961-7902	Nagoya-shi	P,S,E,C,T	2nd & 4th F (except holidays) Appointment required, first served basis	13:00 - 16:00	
	Nagoya International Center Free Legal consultation for Foreigners	052-581-6111	Nagoya-shi	P, S, E, C,	Sat Appointment required (appointment on the answering machine)	10:00 - 12:30	
	Aichi Bar Association Nagoya Legal Consultation Center Legal Consultation for Foreigners (Paid service)	052-565-6110	Nagoya-shi	J	T Appointment required (9:10-16:30 for appointment, M - S)	14:10 - 16:25	
	Houterasu Japan Legal Support Center Free Legal Consultation for Foreigners		0570-078341 050-3383-5460 (IP)	Nagoya-shi	P,S,E,C,T,K Others	1st & 3rd T	10:00 - 12:30
			0570-078342 050-3383-5465 (IP)	Okazaki-shi			
	Appointment required. ※Call 0570-078377 in foreign languages(P,S,E,C,T,V,N,Th,K) for appointment, For low-income foreigners with permitted residence status. There is a limit on the number of consultations.						
Consulate-General of Brazil Legal Consultation (Brazilian law) (Free of charge)		052-222-1077	Nagoya-shi	P	3 times a month First come first served Check the Consulate Web Site for the Schedule http://Nagoia.itamaraty.gov.br/ja/	9:30 - 12:00	
Tax	Nagoya Regional Taxation Bureau Telephone Tax Consultation Center (Telephone Consultation only)	052-971-2059	Nagoya-shi	E	M - F (except holidays & 12/29 - 1/3) For Japanese, refer to list of tax offices on E-65	8:30 - 17:00	
	Nagoya International Center Tax Consultation for Foreigners Seminar & Consultation	052-581-0100	Nagoya-shi	P, S, E, C,	Period of final return (Once in Feb.- Mar.) (appointment required)		
	Toyohashi International Association Tax Consultation for Foreigners	0532-55-3671	Toyohashi-shi	P, S, E, T	2 times, about 2 weeks before the start of final return declaration period (with appointment)		
	Toyokawa City Tax Consultation for Foreign Residents	0533-89-2162	Toyokawa-shi	P,S,C	One time only. About two weeks before Final Tax Return begins (appointment required)		

◆ J: Japanese ◆ P: Portuguese ◆ S: Spanish ◆ E: English ◆ C: Chinese ◆ T: Tagalog/Philipino ◆ V: Vietnamese
 ◆ N: Nepali ◆ I: Indonesian ◆ Th: Thai ◆ B: Burmese ◆ K: Korean

Type	Organization	TEL	Place	Lang.	Day	Hour					
Student	Nagoya International Center Exchange Students Hall	052-654-3511	Nagoya-shi	E, J	M, W, F	9:00 - 20:00					
					Tu, Thu, Sat	9:00 - 17:00					
Education	Nagoya International Center Educational Counseling Services for Overseas Children and Returnees (appointment required)	052-581-0100	Nagoya-shi	P, S, E	W, F, Sun	10:00 - 12:00					
				C	Sun	13:00 - 17:00					
				T, K,	W, F	13:00 - 17:00					
				V	Sun						
Japanese Education Consultation Center	052-961-0418	Nagoya-shi	P, S, C, T	M - F	13:00 - 16:00						
			K	W							
Medical Services	NPO AMDA International Medical Information Center (Telephone consultation only) Tokyo Office	03-6233-9266	Tōkyō-to	P	F	10:00 - 16:00					
				S	W						
				E	M - F						
				C	Tu, Th						
				T, K	M						
				V	2 nd & 4 th W						
				Th	Tu						
Nagoya International Center Personal Counseling For Foreigners	052-581-0100	Nagoya-shi	P, S, E, C,	As needed With appointment							
			E	Sat	13:00 - 17:00						
			J	Tu, Th, Sat	13:00 - 17:00						
NPO Medical Information Center Aichi (MICA)	052-588-7040	Nagoya-shi	(except on holidays) Interpreters are not always present. Contact by e-mail for information: mica@r6.dion.ne.jp								
			Assistance Group for Brazilians in Japan (SABJA) Disk-SABJA Health consultation	050-6861-6400	Tōkyō-to	P	M - F	For Appointment 9:00 - 16:00 Consultation 9:00 - 20:00			
Nikkeis	Association of Nikkei and Japanese Abroad Service of Consultation and Information	045-211-1788	Kanagawa-ken Yokohama-shi	P, S, J	M - F (except holidays)	14:00 - 17:30					
Returnees	The Support and Communications Centers for People Returning From China	052-954-4070	Nagoya-shi	C, J	Tu - Sun	9:15 - 15:30					
					(except holidays and year-end holidays)						
Refugee	Asian welfare educational group Refugee Concern Head Office	03-3449-7011	Tokyo-to	E, B, J, French	M - F	9:30 - 17:00					
		Counseling Nagoya-shi (Nagoya International Center)		E, J	Th (Reservationonly)	10:00-12:00 13:00-16:00					
Housing	NPO Kanagawa Support Center for Foreigners	045-228-1752	Kanagawa-ken Yokohama-shi	P, S, E, C, T, V, N, Th, K, J	M - F *Languages vary each day Call to conform the available language.	10:00 - 17:00					
						※Plese note that dates and phone numbers are subject to change for Aichi Prefctural Housing Corporation					
						Nagoya Owari Housing management Office	052-973-1791	Nagoya-shi	Jurisdiction: Nagoya-shi, Seto-shi, Nagakute-shi, Kasugai-shi, Komaki-shi, Owariasahi-shi, Toyoake-shi, Kiyosu-shi, Kitanagoya-shi, Tōgō-chō		
									P	M, Th (except holidays & year-end holidays)	13:00 - 17:00
									C	2 nd & 4 th Th (except holidays & year-end holidays)	13:00 - 16:00
						N	1 st , 3 rd & 5 th Th (except holidays & year-end holidays)				
						Ama Branch	0567-24-7330	Tsushima-shi	Jurisdiction: Tsushima-shi, Aisai-shi		
Ichinomiya Branch	0586-28-5411	Ichinomiya-shi	Jurisdiction: Ichinomiya-shi, Inuyama-shi, Kōnan-shi, Inazawa-shi, Iwakura-shi, Oguchi-cho, Fuso-cho								
Chita Branch	0569-23-2716	Jurisdiction: Handa-shi, Tokoname-shi, Tōkai-shi, Ōbu-shi, Chita-shi, Taketoyo-cho, Higashiura-cho									
		Handa-shi	P	1 st & 3 rd W (except holidays and year-end-holidays)	13:30 - 16:00						
Mikawa Housing Management	0564-23-1863	Jurisdiction: Okazaki-shi, Nishio-shi, Kōta-chō									
		Okazaki-shi	P	1 st , 3 rd & 5 th F (except holidays and year-end-holidays)	13:30 - 16:00						

- ◆ J: Japanese ◆ P: Portuguese ◆ S: Spanish ◆ E: English ◆ C: Chinese ◆ T: Tagalog/Philipino ◆ V: Vietnamese
 ◆ N: Nepali ◆ I: Indonesian ◆ Th: Thai ◆ B: Burmese ◆ K: Korean

Type	Organization		TEL	Place	Lang.	Day	Hour
Housing	Chiryu Branch Mikawa Housing Management Office	0566-84-5677	Jurisdiction: Chiryu-shi, Hekinan-shi, Kariya-shi, Anjō-shi, Takahama-shi				
			Chiryu-shi	P	Tu (except holidays and year-end-holidays)	13:00 - 16:00	
	Toyotakamo Branch Mikawa Housing Management Office	0565-34-2001	Jurisdiction: Toyota-shi, Miyoshi-shi				
			Toyota-shi	P	M, W (except holidays and year-end-holidays)	10:00 - 16:00 (12:00 - 13:00 Lunch break)	
Higashimikawa Branch Mikawa Housing Management Office	0532-53-5616	Jurisdiction: Toyohashi-shi, Toyokawa-shi, Gamagōri-shi, Tahara-shi, Shinshiro-shi, Shitara-cho, Higashi Sakae-cho, Toyone-mura					
		Toyohashi-shi	P	Tu (except holidays and year-end-holidays)	13:00 - 16:00		
T	2 nd & 4 th W (except holidays and year-end-holidays)						
	Urban Renaissance Agency (UR Toshikikou) Chubu Branch UR Nagoya Center		052-968-3100	Nagoya-shi	P	Every Day	9:30 - 18:00
consumer	Aichi International Association Aichi Multicultural Center Specialist consultation for foreigners (Consumer Affairs)		052-961-7902	Nagoya-shi	P, S, E, C, T, V, N, I, Th, B, J	4 th M (In case of holidays the following M)	13:00 - 16:30
Postal Service	Japan Post Service Co., Ltd. Customer Service Center In English		0570-046-111		E	M - F	8:00 - 21:00
			* Service is not available for calls from abroad			Sat, Sun, Holidays	9:00 - 21:00
Bank	Bank of Brazil Tokyo Branch (Consultation by telephone on remittance/deposits, etc.)	0120-09-5595	Tōkyō-to	P	Every day	24 hours	
		0120-09-5585		S	M - Sat	7:00 - 22:00	
	Bank of China Nagoya Branch	052-957-2388	Nagoya-shi	E	M - F	9:00 - 18:00	
				J	M - F (except bank closed days)	9:00 - 17:00	
Seven Global Remitt. Nagoya Branch	0120-447-877	Nagoya-shi	E, T, J	M - Sun (closed on Th & year-end holidays)	10:00 - 18:00		
Telephone & Internet	NTT Nishinohon Foreign Language Information Center NTT West information		0120-064-337		E, others	M - F (closed on Sat & Sun, holidays, year-end holidays (12/29 - 1/3))	9:00 - 17:00
	KDDI au Customer Service Center	Moble Phone	0077-7-111	J	Every Day	9:00 - 20:00	
			0120-977-033				
			0120-959-473				
			0120-959-472				
			0120-933-476				
			0120-933-952				
0120-933-961							
0120-933-478							
Fixed-line Phone Internet	0077-777 / 0120-22-0077	J	9:00 - 18:00				
SOFTBANK SoftBank Customer Support		0800-919-0157		E, J	Every day	10:00 - 19:00 (by operators) 24hrs(Automatic voice guidance)	
NTT Docomo NTT DOCOMO Customer Support		0120-005-250 (toll free)		P, S, E, C,	Every day	9:00 - 20:00	
Tourism	Nagoya City Touristinformation Center (Nagoya Station)		052-541-4301	Nagoya-shi	E, J	Every day (Except 12/29 - 1/1) (until 17:00 during 1/2 - 3)	8:30 - 19:00
	Nagoya City Tourist Information Center (Kanayama Station)		052-323-0161	Nagoya-shi	E, J	Every day (Except 12/29 - 1/1) (until 17:00 during 1/2 - 3)	8:30 - 19:00
	Oasis 21 i-Center		052-963-5252	Nagoya-shi	E, J	Every day (Except on 1/1)	10:00 - 20:00 (12/31 until 18:00)
	Japan National Tourism Organization (JNTO) Tourist Information Center (TIC) (General Tourism Information for Foreigners)		03-3201-3331	Tōkyō-to	E, C, K	Every day (Except on 1/1)	9:00 - 17:00
	Nagoya international Center Information Counter	052-581-0100	Nagoya-shi	P, S	Tu - Sun	10:00 - 12:00 13:00 - 17:00	
				E	Tu - Sun	9:00 - 19:00	
C				Tu - F	13:00 - 17:00		
				Sat, Sun	10:00 - 12:00 13:00 - 17:00		
T, K,				Th, Sat, Sun	13:00 - 17:00		
V				W, Sun			
N	W						

11 Embassy and Consulate

A Operations of Embassies and Consulates

Embassies and consulates provide a range of services for their citizens basically offering protection for citizens and their assets. Other than those services they offer a number of services as listed below. Since some services are not provided at consulates, contact the embassy or consulate of your country for details.

- a. Issuance, reissuance, amendment and information addition of passports
- b. Issuance of letters of attorney and warrants
- c. Issuance of certificates for birth, marriage, death and unmarried status
- d. Matters related to military service
- e. Matters related to elections
- f. Issuance of visas for foreign residents

B Foreign Consulates in Aichi Prefecture

(Honorary consulates and Honorary consulate-generals are not listed.)

Name	Address	TEL
Consulate-General of the Republic of Korea in Nagoya	450-0003 Nagoya-shi Nakamura-ku Meieki-minami 1-19-12	052-586-9221
Consulate-General of Brazil in Nagoya	460-0002 Nagoya-shi Naka-ku Marunouchi 1-10-29 Shirakawa Dai 8 Building, 2F	052-222-1077
Consulate-General of the People's Republic of China in Nagoya	461-0005 Nagoya-shi Higashi-ku Higashi-sakura 2-8-37	052-932-1098
Consulate-General of the Republic of Peru in Nagoya	460-0008 Nagoya-shi Naka-ku Sakae 2-2-23 Arc Shirakawa Park Building, 3F	052-209-7851
Consulate of the United States of America in Nagoya	450-0001 Nagoya-shi Nakamura-ku Nagono 1-47-1 Nagoya International Center Building, 6F	052-581-4501
Consulate of Canada in Nagoya	460-0002 Nagoya-shi Naka-ku Marunouchi 3-17-6 Nakatou Marunouchi Building, 6F	052-972-0450
Consulate-General of the Republic of Turkey in Nagoya	460-0008 Nagoya-shi Naka-ku Sakae 3-21-23	052-263-6200
Consulate-General of the Philippines in Nagoya	460-0008 Nagoya-shi Naka-ku Sakae 3-31-3 Hiroya-building	052-211-8811

C Embassies and Consulates in Japan

Following is the list of embassies, consulate-generals and consulates which have jurisdiction of Aichi Prefecture. Honorary consulate-generals and honorary consulates are not listed.

Asia

Name	TEL	Name	TEL
Embassy of India	03-3262-2391	Embassy of the Democratic Republic of Timor-Leste	03-3238-0210
Embassy of the Republic of Indonesia	03-3441-4201	Embassy of the Republic of the Philippines	03-5562-1600
Royal Embassy of Cambodia	03-5412-8521	Consulate-General of the Philippines in Nagoya	052-211-8811
Embassy of the Republic of Singapore	03-3586-9111	Embassy of Brunei Darussalam	03-3447-7997
Embassy of the Democratic Socialist Republic of Sri Lanka	03-3440-6911	Embassy of the Socialist Republic of Viet Nam	03-3466-3311
Royal Thai Embassy	03-5789-2433	Embassy of Malaysia	03-3476-3840
Embassy of the Republic of Korea	03-3452-7611	Embassy of the Republic of the Union of Myanmar	03-3441-9291
Consulate-General of the Republic of Korea in Nagoya	052-586-9221	Embassy of the Republic of Maldives	03-6234-4315
Embassy of the People's Republic of China	03-3403-3388	Embassy of Mongolia	03-3469-2088
Consulate-General of the People's Republic of China in Nagoya	052-932-1098	Embassy of the Lao People's Democratic Republic	03-5411-2291
Embassy of the Federal Democratic Republic of Nepal	03-3713-6241	Embassy of the Islamic Republic of Pakistan	03-5421-7741
Embassy of the People's Republic of Bangladesh	03-3234-5801		

Middle East

Name	TEL	Name	TEL
Embassy of the Islamic Republic of Afghanistan	03-5574-7611	Embassy of the State of Qatar	03-5475-0611
Embassy of the United Arab Emirates	03-5489-0804	Embassy of the State of Kuwait	03-3455-0361
Embassy of the Republic of Yemen	03-3499-7151	Royal Embassy of Saudi Arabia	03-3589-5241
Embassy of Israel	03-3264-0911	Embassy of the Syrian Arab Republic	03-3586-8977
Embassy of the Republic of Iraq	03-5790-5311	Embassy of the Republic of Turkey	03-6439-5700
Embassy of the Islamic Republic of Iran	03-3446-8011	Consulate-General of the Republic of Turkey in Nagoya	052-263-6200
Embassy of the Sultanate of Oman	03-5468-1088	Embassy of the Kingdom of Bahrain	03-3584-8001
Embassy of the Republic of Lebanon	03-5114-9950	Embassy of the Hashemite Kingdom of Jordan	03-5478-7177

Oceania

Name	TEL	Name	TEL
Australian Embassy	03-5232-4111	Embassy of the Republic of Palau	03-5797-7480
Embassy of the Independent Sates of Samoa	03-6228-3692	Embassy of the Republic of the Fiji	03-3587-2038
Embassy of the Kingdom of Tonga	03-6441-2481	Embassy of the Republic of the Marshall Islands	03-6432-0557
New Zealand Embassy	03-3467-2271	Embassy of the Federated States of Micronesia	03-3585-5456
Embassy of Papua New Guinea	03-3710-7001		

North America

Name	TEL	Name	TEL
Embassy of the United States of America	03-3224-5000	Embassy of Canada	03-5412-6200
American Consulate in Nagoya	052-581-4501	Consulate of Canada in Nagoya	052-972-0450

Central and South America

Name	TEL	Name	TEL
Embassy of the Argentine Republic	03-5420-7101	Embassy of the Republic of Haiti	03-3486-7096
Embassy of the Oriental Republic of Uruguay	03-3486-1888	Consulate-General of the Republic of Haiti in Tokyo	03-3486-7096
Embassy of the Republic of Ecuador	03-3499-2800	Embassy of the Republic of Panama	03-3505-3661
Embassy of the Republic of El Salvador	03-3499-4461	Consulate-General of the Republic of Panama in Tokyo	03-3585-3661
Embassy of the Republic of Cuba	03-5570-3182	Embassy of the Republic of Paraguay	03-3265-5271
Embassy of the Republic of Guatemala	03-3400-1830	Embassy of the Brazil	03-3404-5211
Embassy of the Republic of Costa Rica	03-3486-1812	Consulate-General of the Brazil in Nagoya	052-222-1077
Embassy of the Republic of Colombia	03-3440-6451	Embassy of the Bolivarian Republic of Venezuela	03-3409-1501
Embassy of Jamaica	03-3435-1861	Embassy of Belize	03-5365-3407
Embassy of the Republic of Chile	03-3452-7561	Embassy of the Republic of Peru	03-3406-4243
Consulate-General of the Republic of Chile in Tokyo	03-3452-1425	Consulate-General of the Republic of Peru in Nagoya	052-209-7851
Embassy of the Dominican Republic	03-3499-6020	Embassy of the Plurinational State of Bolivia	03-3499-5441
Consulate-General of the Dominican Republic in Tokyo	03-3499-6010	Embassy of the Republic of Honduras	03-3409-1150
Embassy of the Republic of Nicaragua	03-3499-0400	Embassy of the United Mexican States	03-3581-1131

Europe

Name	TEL	Name	TEL
Embassy of the Republic of Iceland	03-3447-1944	Embassy of the Republic of Serbia	03-3447-3571
Embassy of Ireland	03-3263-0695	Embassy of the Republic of Tajikistan	03-6721-7455
Embassy of the Republic of Azerbaijan	03-5486-4744	Embassy of the Czech Republic	03-3400-8122
Embassy of the Republic of Albania	03-3543-6861	Royal Danish Embassy	03-3496-3001
Embassy of the Republic of Armenia	03-6277-7453	Embassy of the Federal Republic of Germany	03-5791-7700
Embassy of Italy	03-3453-5291	Consulate-General of the Federal Republic of Germany in Osaka-Kobe	06-6440-5070
Consulate-General of Italy in Osaka	06-4706-5820	Embassy of Turkmenistan	03-5766-1150
Embassy of Ukraine	03-5474-9770	Royal Norwegian Embassy	03-6408-8100
Embassy of the Republic of Uzbekistan	03-6277-2166	Apostolic Nunciature	03-3263-6851
Her Britannic Majesty's Embassy	03-5211-1100	Embassy of Hungary	03-5730-7120
Embassy of the Republic of Estonia	03-5412-7281	Embassy of Finland	03-5447-6000
Embassy of the Republic of Austria	03-3451-8281	Embassy of France	03-5798-6000
Embassy of the Kingdom of the Netherlands	03-5776-5400	Consulate-General of France in Kyōto	075-761-2988
Consulate General of the Kingdom of the Netherlands in Osaka	06-6484-6000	Embassy of the Republic of Bulgaria	03-3465-1021
Embassy of the Republic of Kazakhstan	03-3589-1821	Embassy of the Republic of Belarus	03-3448-1623
Embassy of the Reppublic of Cyprus	03-6432-5040	Embassy of the Kingdom of Belgium in Tokyo	03-3262-0191
Embassy of the Republic of North Macedonia	03-6868-7110	Consulate-General of the Kingdom of Belgium	03-3262-0191
Embassy of Greece	03-3403-0871	Embassy of the Republic of Poland	03-5794-7020
Embassy of the Kyrgyz Republic	03-6453-8277	Embassy of Bosnia and Herzegovina	03-5422-8231
Embassy of the Republic of Croatia	03-5469-3014	Embassy of Portugal;	03-5212-7322
Embassy of the Republic of Kosovo	03-6809-2577	Embassy of the Republic of Moldova	03-5225-1622
Embassy of the Republic of San Marino	03-5414-7745	Embassy of the Republic of Latvia	03-3467-6888
Embassy of Georgia	03-5575-6091	Embassy of the Republic of Lithuania	03-3408-5091
Embassy of Switzerland	03-5449-8400	Embassy of Romania	03-3479-0311
Embassy of Sweden	03-5562-5050	Embassy of the Grand-Duchy of Luxembourg	03-3265-9621
Embassy of Spain	03-3583-8531	Embassy of the Russian Federation	03-3583-4224
Embassy of the Slovak Republic	03-3451-2200	Consulate-General of the Russian Federation in Osaka	06-6848-3451
Embassy of the Republic of Slovenia	03-5468-6275	Delegation of European Commission	03-5422-6001

Africa

Name	TEL	Name	TEL
Embassy of the People's Democratic Republic of Algeria	03-3711-2661	Embassy of the United Republic of Tanzania	03-3425-4531
Embassy of the Republic of Angola	03-5430-7879	Embassy of the Republic of Tunisia	03-3511-6622
Embassy of the Republic of Uganda	03-3462-7107	Embassy of the Republic of Togo in Tokyo	03-6421-1064
Embassy of the Arab Republic of Egypt	03-3770-8022	Embassy of the Federal Republic of Nigeria	03-5425-8011
Embassy of the Federal Democratic Republic of Ethiopia	03-5420-6860	Embassy of the Republic of Namibia in Tokyo	03-6426-5460
Embassy of the State of Eritrea	03-5791-1815	Embassy of Burkina Faso	03-3485-1930
Embassy of the Republic of Ghana	03-5410-8631	Embassy of the Republic of Benin	03-6268-9360
Embassy of the Gabonese Republic	03-5430-9171	Embassy of the Republic of Botswana	03-5440-5676
Embassy of the Republic of Cameroon	03-5430-4985	Embassy of the Republic of Madagascar	03-3446-7252
Embassy of the Republic of Guinea	03-3770-4640	Embassy of the Republic of Malawi	03-3449-3010
Embassy of the Republic of Kenya	03-3723-4006	Embassy of the Republic of Mali	03-5447-6881
Embassy of the Republic of Cote d'Ivoire	03-5454-1401	Embassy of the Republic of South Africa	03-3265-3366
Embassy of the Republic of Congo	03-6427-7858	Embassy of the Republic of Mozambique	03-5760-6271
Embassy of the Democratic Republic of The Congo	03-6456-4394	Embassy of the Islamic Republic of Mauritania	03-6712-2147
Embassy of the Republic of Zambia	03-3491-0121	Embassy of the Kingdom of Morocco	03-5485-7171
Embassy of the Republic of Djibouti	03-3440-3115	Embassy of Libya	03-3477-0701
Embassy of the Republic of Zimbabwe	03-3280-0331	Embassy of the Republic of Liberia	03-3441-7720
Embassy of the Republic of the Sudan	03-5729-6170	Embassy of the Republic of Rwanda	03-5752-4255
Embassy of the Republic of Senegal	03-3464-8451	Embassy of the Kingdom of Lesotho	03-3584-7455

各地方の市区町村

Municipalities in each region of Aichi

尾張地方 (名古屋)

■名古屋市 (熱田区、千種区、東区、北区、名東区、緑区、南区、港区、瑞穂区、守山区、中川区、中村区、中区、西区、昭和区、天白区)

尾張地方 (尾張)

■一宮市 ■瀬戸市 ■春日井市 ■犬山市 ■江南市
 ■小牧市 ■稲沢市 ■尾張旭市 ■岩倉市 ■豊明市
 ■日進市 ■清須市 ■北名古屋市 ■長久手市
 ■愛知郡 (■東郷町) ■西春日井郡 (■豊山町)
 ■丹羽郡 (■大口町 ■扶桑町)

尾張地方 (海部)

■津島市 ■愛西市 ■弥富市 ■あま市
 ■海部郡 (■大治町 ■蟹江町 ■飛島村)

尾張地方 (知多)

■半田市 ■常滑市 ■東海市 ■大府市 ■知多市
 ■知多郡 (■阿久比町 ■武豊町 ■東浦町 ■美浜町 ■南知多町)

三河地方 (西三河)

■岡崎市 ■碧南市 ■刈谷市 ■豊田市 ■安城市
 ■西尾市 ■知立市 ■高浜市 ■みよし市
 ■額田郡 (■幸田町)

三河地方 (東三河)

■豊橋市 ■豊川市 ■蒲郡市 ■新城市 ■田原市
 ■北設楽郡 (■設楽町 ■東栄町 ■豊根村)

Owari (Nagoya)

■Nagoya-shi (Atsuta-ku, Chikusa-ku, Higashi-ku, Kita-ku, Meitō-ku, Midori-ku, Minami-ku, Minato-ku, Mizuho-ku, Moriyama-ku, Nakagawa-ku, Nakamura-ku, Naka-ku, Nishi-ku, Shōwa-ku, Tenpaku-ku)

Owari (Owari)

■Ichinomiya-shi ■Seto-shi ■Kasugai-shi ■Inuyama-shi ■Kōnan-shi
 ■Komaki-shi ■Inazawa-shi ■Owariasahi-shi ■Wakura-shi ■Toyoake-shi
 ■Nisshin-shi ■Kiyosu-shi ■Kitanagoya-shi ■Nagakute-shi
 ■Aichi-gun (■Tōgō-chō) ■Nishikasugai-gun (■Toyoyama-chō)
 ■Niwa-gun (■Ōguchi-chō ■Fusō-chō)

Owari (Ama)

■Tsushima-shi ■Aisai-shi ■Yatomi-shi ■Ama-shi
 ■Ama-gun (■Ōharu-chō ■Kanie-chō ■Tobishima-mura)

Owari (Chita)

■Handa-shi ■Tokoname-shi ■Tōkai-shi ■Ōbu-shi ■Chita-shi
 ■Chita-gun (■Agui-chō ■Taketocho-chō ■Higashiura-chō ■Mihama-chō ■Minamichita-chō)

Mikawa (Nishi Mikawa)

■Okazaki-shi ■Hekinan-shi ■Kariya-shi ■Toyota-shi ■Anjō-shi
 ■Nishio-shi ■Chiryū-shi ■Takahama-shi ■Miyoshi-shi
 ■Nukata-gun (■Kōta-chō)

Mikawa (Higashi Mikawa)

■Toyohashi-shi ■Toyokawa-shi ■Gamagōri-shi ■Shinshiro-shi ■Tahara-shi
 ■Kitashitara-gun (■Shitara-chō ■Tōei-chō ■Toyone-mura)

和 曆 西 曆 对 照 表

Japanese Calendar

大正 1 (Taishō)	1912	9	1934	34	1959	59	1984	19	2007
2	1913	10	1935	35	1960	60	1985	20	2008
3	1914	11	1936	36	1961	61	1986	21	2009
4	1915	12	1937	37	1962	62	1987	22	2010
5	1916	13	1938	38	1963	63	1988	23	2011
6	1917	14	1939	39	1964	64	平成 1 (Heisei)	24	2012
7	1918	15	1940	40	1965	65		1989	25
8	1919	16	1941	41	1966	66	令和 1 (Reiwa)	26	2014
9	1920	17	1942	42	1967	67		1990	27
10	1921	18	1943	43	1968	68	1991	28	2016
11	1922	19	1944	44	1969	69	1992	29	2017
12	1923	20	1945	45	1970	70	1993	30	2018
13	1924	21	1946	46	1971	71	1994	31	2019
14	1925	22	1947	47	1972	72	1995	1	
15	昭和 1 (Shōwa)	23	1948	48	1973	73	1996	2	2020
16		24	1949	49	1974	74	1997	3	2021
17	1926	25	1950	50	1975	75	1998	4	
18	1927	26	1951	51	1976	76	1999	5	
19	1928	27	1952	52	1977	77	2000	6	
20	1929	28	1953	53	1978	78	2001	7	
21	1930	29	1954	54	1979	79	2002	8	
22	1931	30	1955	55	1980	80	2003	9	
23	1932	31	1956	56	1981	81	2004	10	
24	1933	32	1957	57	1982	82	2005	11	
25		33	1958	58	1983	83	2006	12	

愛知生活便利帳 2021

(日本語・英語・中国語)

令和 3年3月発行

編集・発行

公益財団法人愛知県国際交流協会
 〒460-0001
 名古屋市中区三の丸 2-6-1
 愛知県三の丸庁舎内
 電話 052-961-7902
 ファックス 052-961-8045
 Eメール sodan@aia.pref.aichi.jp
 URL http://www2.aia.pref.aichi.jp/

印刷:

安藤印刷株式会社

Aichi Handbook 2021

(Japanese, English, Chinese)

Published in March, 2021

Edited and published by

Aichi International Association
 〒460-0001
 Nagoya-shi Naka-ku Sannomaru 2-6-1
 Aichi Pref. Gov. Sannomaru Annex Bldg.
 TEL 052-961-7902
 FAX 052-961-8045
 E-mail sodan@aia.pref.aichi.jp
 URL http://www2.aia.pref.aichi.jp/

Printing:

Ando Printing

爱知生活手册 2021

(日语, 英语, 中文)

令和 3年3月发表

编辑、发行

公益財団法人愛知県国際交流協会
 〒460-0001
 名古屋市中区三之丸 2-6-1
 爱知县三之丸庁舎内
 电话 052-961-7902
 传真 052-961-8045
 邮件 sodan@aia.pref.aichi.jp
 网址 http://www2.aia.pref.aichi.jp/

印刷:

安藤印刷株式会社